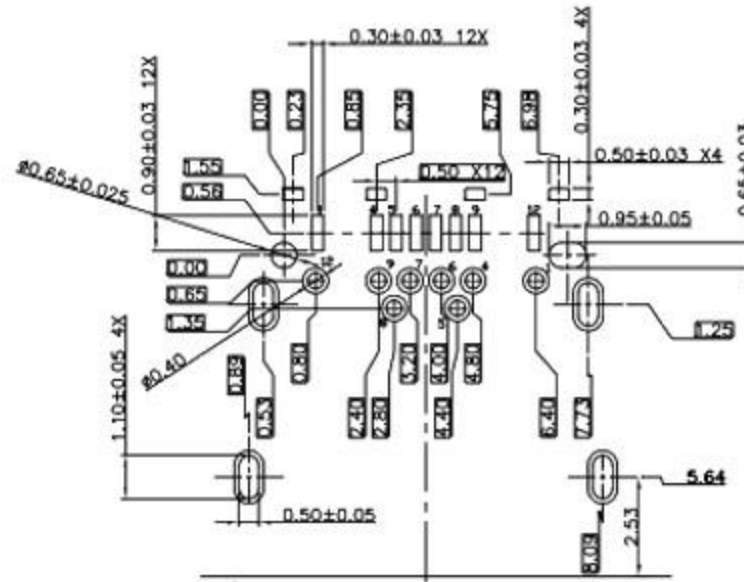
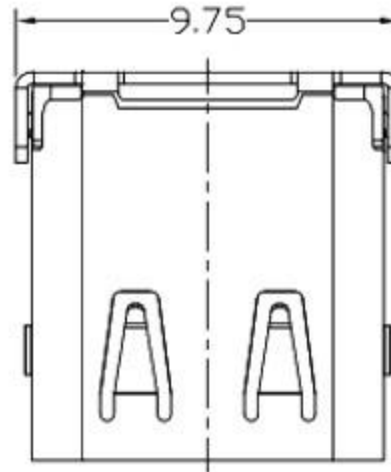
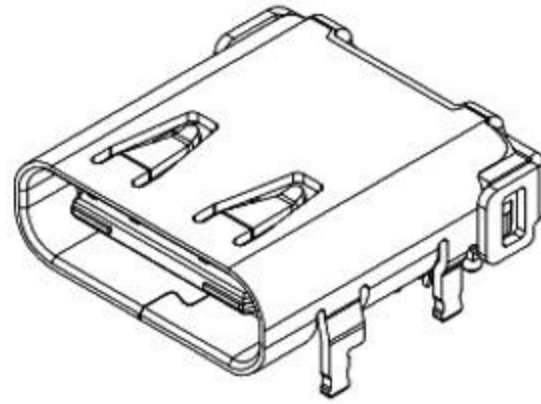
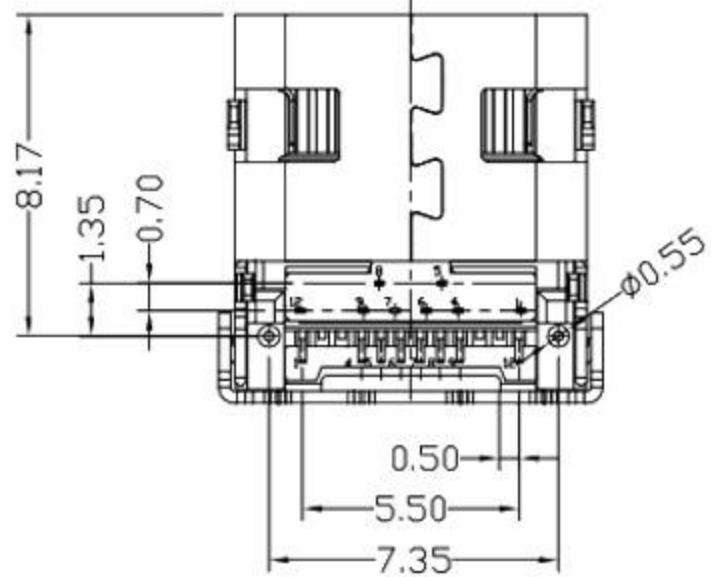
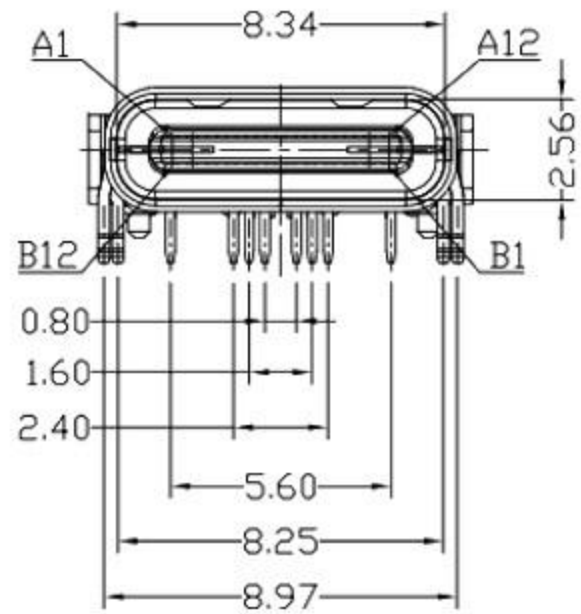
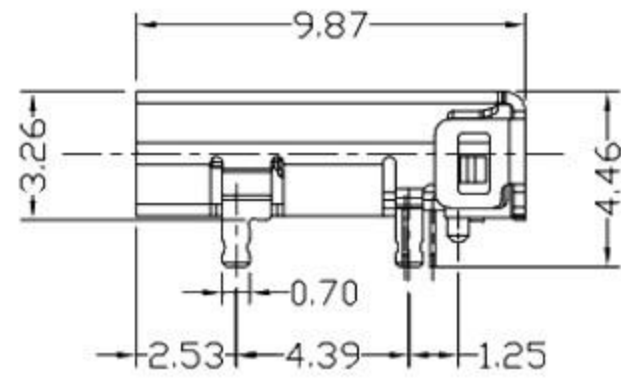


RoHS Compliant



CONNECTOR FRONT EDGE

RECOMMENDED P.C.B. LAYOUT TOLERANCE UNSPECIFIED ±0.05mm

NOTES:

- ELECTRICAL:
  - CURRENT RATING: 3AMP MAX;
  - INSULATION RESISTANCE: 100MΩ MIN 250V DC;
  - CONTACT RESISTANCE: 30mΩ MAX;
  - WITHSTANDING VOLTAGE: 250V AC;
  - OPERATING TEMPERATURE: -30°C TO +80°C.
- Mechanical:
  - Mating Force: 35N MAX.
  - Unmating Force: 10N MIN.
- DIMENSIONS MARKED "▼" TO BE CHECKED BY Q.C & IPQC.

4.PART NO.

1-Au 1U'	1-PBT
2-Au 3U'	2-PA6T
5-Au 15U'	3-PA9T
6-Au 30U'	4-LCP

A1	GND	B12	GND
A4	VBUS	B9	VBUS
A5	CC1	B8	SBU2
A6	DP1	B7	DN2
A7	DN1	B6	DP2
A8	SBU1	B5	CC2
A9	VBUS	B4	VBUS
A12	GND	B1	GND
PIN	SIGNAL NAME	PIN	SIGNAL NAME

⑤	MID PLATE	1	STAINLESS STEEL	Au . PLATING.	T=0.15mm
④	SHELL	1	STAINLESS STEEL	Au . PLATING.	T=0.30mm
③	TERMINAL-B	1	TABLE 2:	TABLE 2:	T=0.12mm
②	TERMINAL-A	1			T=0.12mm
①	INSULATOR	1	HIGH TEMP	Black	
NO.	PART NAME	QTY	MATERIAL	DESCRIPTION	REMARK

UNLESS OTHERWISE, GENERAL TOLERANCE:  
 X.xxx ±0.10  
 X.xx ±0.20  
 X.x ±0.30  
 X. ±0.38  
 ANGULAR:  
 X.xx ±1°  
 X.x ±3°  
 X. ±5°

**廣東科斯達電子科技有限公司**

TITLE: USB connector

P/N: Detail See PART NO. LIST

MODEL: \_\_\_\_\_

DRAW NO.: \_\_\_\_\_

THIRD ANGLE PROJECTION

UNIT: mm

SCALE: 1:1

SIZE: A4

SHEET: 1/1

JH2016-080	X2	隨工程圖上升版本次	2016.06.15	陳少兵	DESIGN	陳少兵	2016.06.15
JH2016-071	X1	新增規格	2016.06.10	陳少兵	CHECK	鄭小偉	2016.06.15
20151224001	X	NEW DRAWING	2016.05.05	陳少兵	APPROVAL	呂海濤	2016.06.15
ECN NO.	REV.	DESCRIPTION	DATE	CHANGE	APPROVAL		