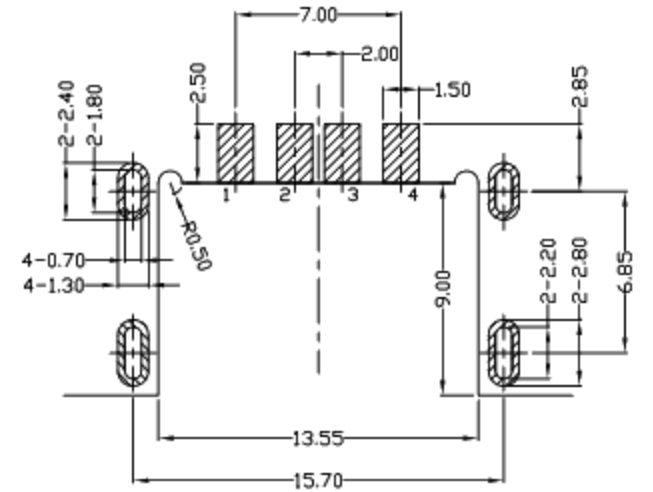
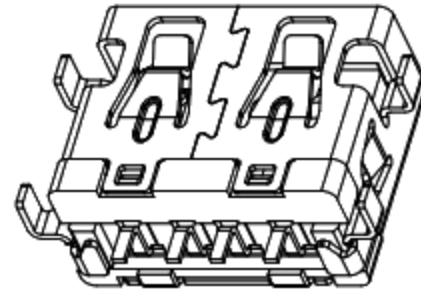
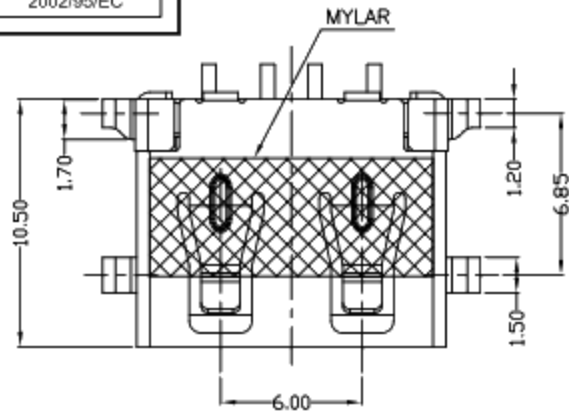


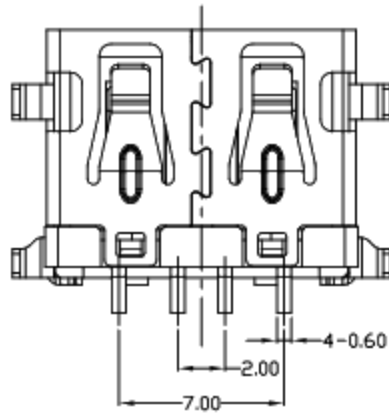
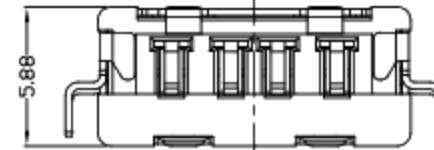
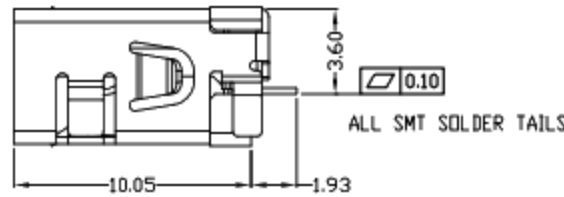
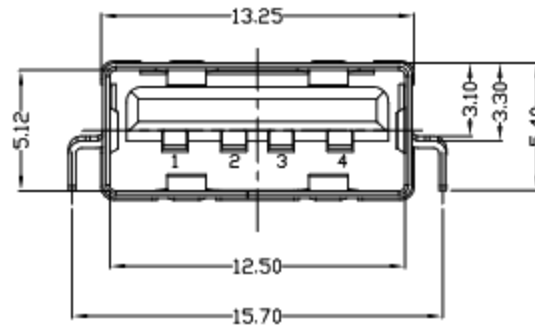


RoHS
Compliant
2002/95/EC

REV.	ECN. NO.	APPD.



RECOMMENDED PCB LAYOUT



NOTES:

- ELECTRICAL:
 - VOLTAGE CURRENT RATING: 2AMP, 30V AC;
 - INSULATION RESISTANCE: 1000MΩ MIN;
 - CONTACT RESISTANCE: 30mΩ MAX;
 - WITHSTANDING VOLTAGE: 500V AC;
 - OPERATING TEMPERATURE: -25°C TO +85°C.
- Mechanical:
 - Mating Force: 35N MAX
 - Unmating Force: 10N MIN.
- NOTE: 1. DIMENSIONS MARKED "*" TO BE CHECKED BY Q.C & IPQC.

4. PART NO.

1Au 1U*
5Au 15u*
6Au 30U*

W: WHITE
B: BLACK
G: GRAY
1PBT
2PA6T
3PA9T
4LCP

Bill of materials:

NO	PARTS	MATERIAL	QTY	FINISHING
3	HOUSING	LCP+30%GF	1	UL94V-0
2	SHELL	COPPER ALLOY	1	PLATED NICKEL
1	TERMINAL	COPPER ALLOY	4	PLATED GOLD/TIN

X.	X.*	UNITS
±0.35	±2'	mm
±0.3	±1'	MAT'L
±0.25	.XX'	SEE NOTE
±0.15	.XXX'	FINISH
THESE DRAWINGS AND SPECIFICATIONS ARE THE PROPERTY OF ACCURATE INNOTECH INC. AND SHALL NOT BE REPRODUCED, COPIED OR USED IN ANY MANNER WITHOUT THE PRIOR WRITTEN CONSENT OF ACCURATE INNOTECH INC.		SEE NOTE
Q'TY		SEE NOTE

廣東科斯達電子科技有限公司

TITLE: LSR2.0 AF SMT 沉板 13.6 帶咬板	PART NO.:
DR: gan 2018/07/12	DWG NO.:
CHKD: gan 2018/07/12	SCALE: 1:1
APPD:	SHEET: 1/1
	REV: B
	CUSTOMER DRAWING