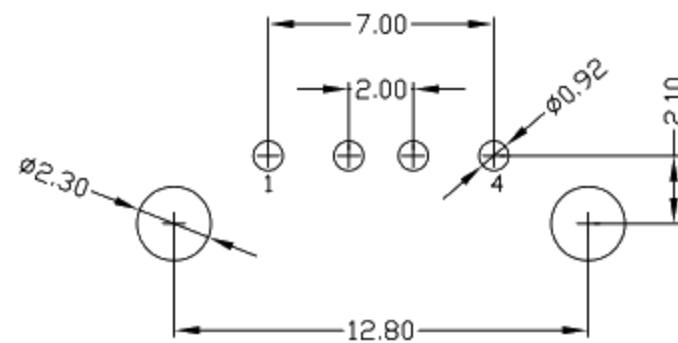
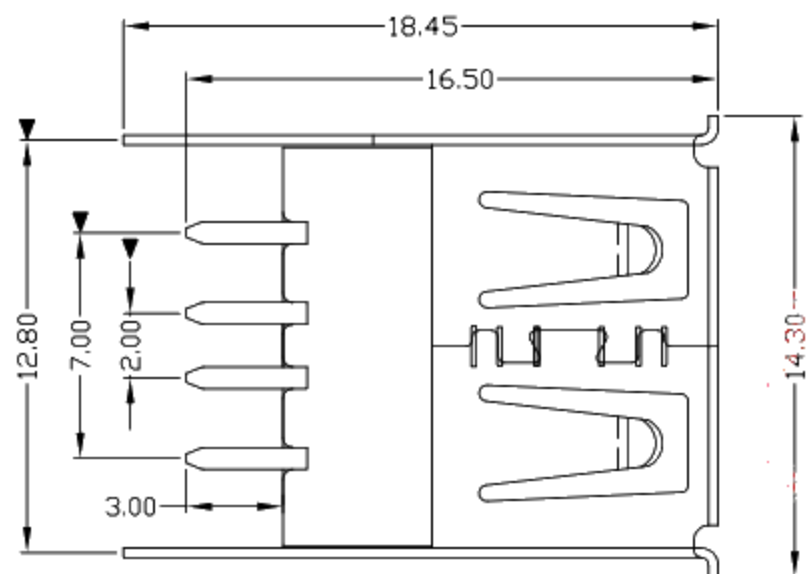
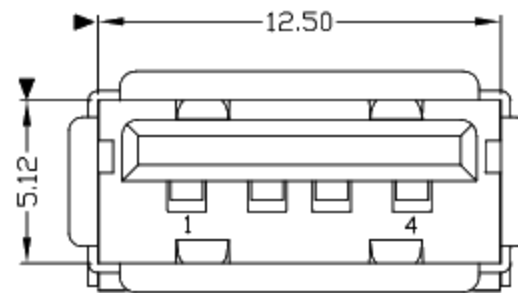
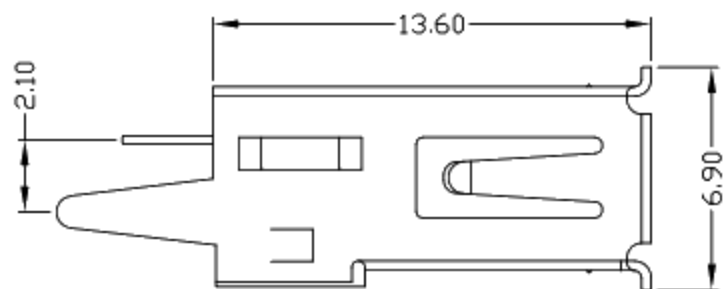




RoHS
Compliant
2002/95/EC

REV.	ECN.	NO.	APPD.

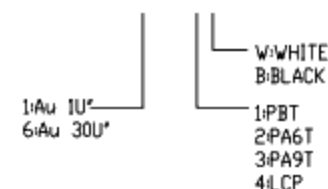


RECOMMENDED PCB LAYOUT

NOTES:

- ELECTRICAL:
 - VOLTAGE CURRENT RATING: 2AMP, 30V AC;
 - INSULATION RESISTANCE: 1000MΩ MIN;
 - CONTACT RESISTANCE: 30mΩ MAX;
 - WITHSTANDING VOLTAGE: 500V AC;
 - OPERATING TEMPERATURE: -55°C TO +85°C.
- Mechanical:
 - Mating Force: 35N MAX
 - Unmating Force: 10N MIN.
- NOTE: 1. DIMENSIONS MARKED "▼"
TO BE CHECKED BY Q.C & IPQC.

4. PART NO.



Bill of materials:

NO	PARTS	MATERIAL	QTY	FINISHING	X.	X.*	UNITS
4	COVER	PBT+30%GF	1	UL94V-0	±0.35	±2'	mm
3	HOUSING	PBT+30%GF	1	UL94V-0	±0.3	±1'	MAT'L
2	SHELL	COPPER ALLOY	1	PLATED NICKEL	±0.25	XX'	SEE NOTE
1	TERMINAL	COPPER ALLOY	4	PLATED GOLD/TIN	±0.15	.XXX'	FINISH
							SEE NOTE
							Q'TY

THESE DRAWINGS AND SPECIFICATIONS ARE THE PROPERTY OF ACCURATE INNOTECH INC AND SHALL NOT BE REPRODUCED, COPIED OR USED IN ANY MANNER WITHOUT THE PRIOR WRITTEN CONSENT OF ACCURATE INNOTECH INC.

廣東科斯達電子科技有限公司

TITLE:	USB A/F 180° DIP (半包直脚) 13.6	PART NO.:	
DR:	gan 2012/7/03	DWG NO.:	
CHKD:	gan 2012/7/03	SCALE	1:1
APPD:		SHEET	1/1
		REV.	B
		CUSTOMER	DRAWING