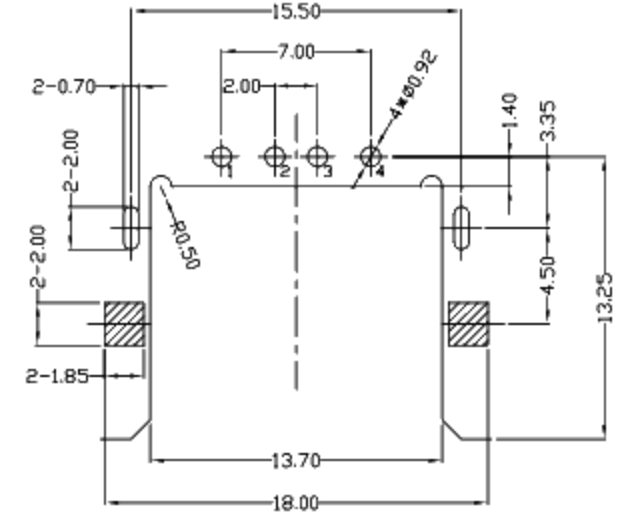
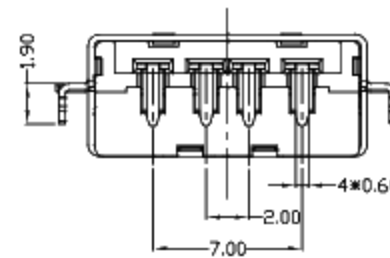
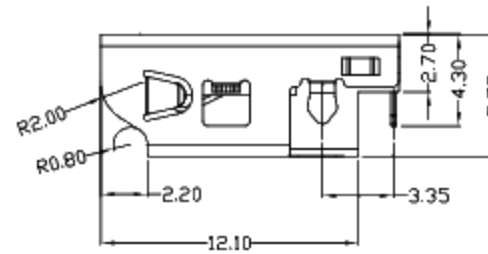
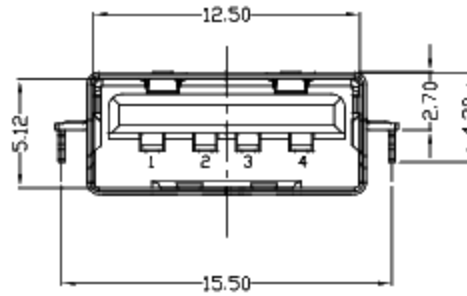
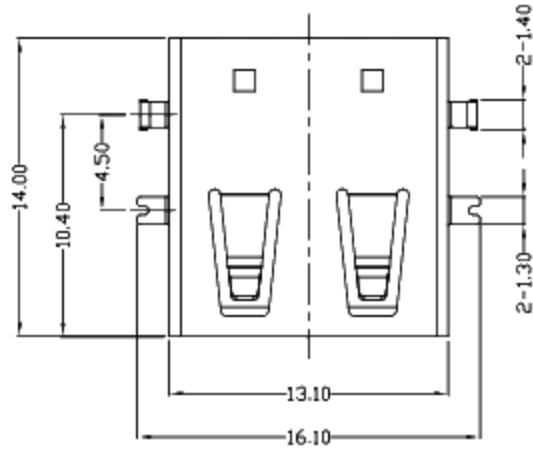




RoHS  
Compliant  
2002/95/EC

REV.	ECN. NO.	APPD.



RECOMMENDED PCB LAYOUT  
GENERAL TOLERANCE: ±0.10mm

NOTES:

- ELECTRICAL:
  - VOLTAGE CURRENT RATING: 1.5AMP, 30V AC;
  - INSULATION RESISTANCE: 1000MΩ MIN;
  - CONTACT RESISTANCE: 30mΩ MAX;
  - WITHSTANDING VOLTAGE: 500V AC;
  - OPERATING TEMPERATURE: -25°C TO +85°C.
- Mechanical:
  - Mating Force: 35N MAX
  - Unmating Force: 10N MIN.
- NOTE: 1. DIMENSIONS MARKED "\*" TO BE CHECKED BY Q.C & IPQC.

4. PART NO.

1Au 10"  
5Au 15u"  
6Au 30u"

W/WHITE  
B/BLACK  
1-PBT  
2-PA6T  
3-PA9T  
4-LCP

Bill of materials:

NO	PARTS	MATERIAL	QTY	FINISHING
3	HOUSING	LCP+30%GF	1	UL94V-0
2	SHELL	COPPER ALLOY	1	PLATED NICKEL
1	TERMINAL	COPPER ALLOY	4	PLATED GOLD/TIN

X.	X.* ±0.35	X.* ±2'	UNITS
.X	±0.3	±1'	mm
.XX	±0.25	*	MAT'L
.XXX	±0.15	*	SEE NOTE
			FINISH
			SEE NOTE
			Q'TY

THESE DRAWINGS AND SPECIFICATIONS ARE THE PROPERTY OF ACCURATE INNOTECH INC AND SHALL NOT BE REPRODUCED, COPIED OR USED IN ANY MANNER WITHOUT THE PRIOR WRITTEN CONSENT OF ACCURATE INNOTECH INC

UNITS	MAT'L	FINISH	Q'TY
mm	SEE NOTE	SEE NOTE	

廣東科斯達電子科技有限公司

TITLE:	PART NO.:			
DR: gan 2018/07/12	DWG NO.:			
CHKD: gan 2018/07/12	SCALE	SHEET	REV.	CUSTOMER DRAWING
APPD:	1:1	1/1	B	