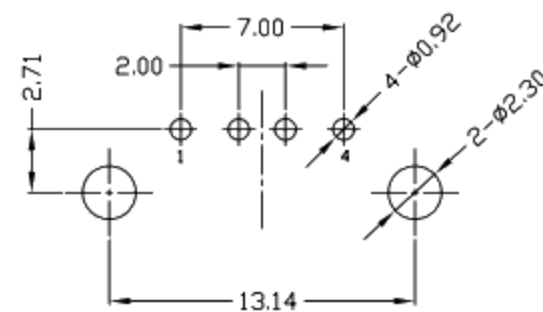
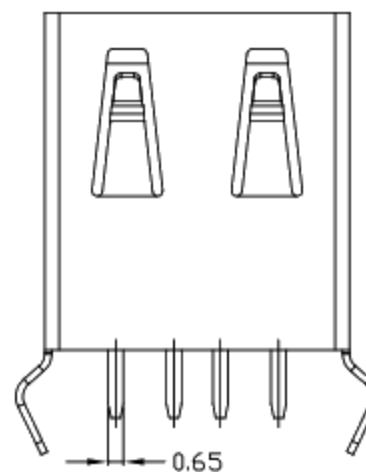
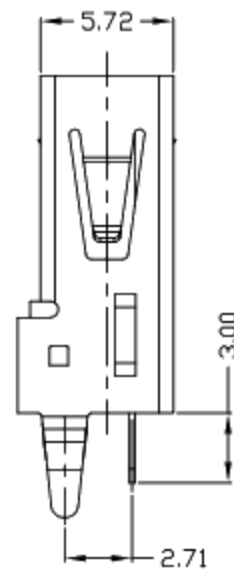
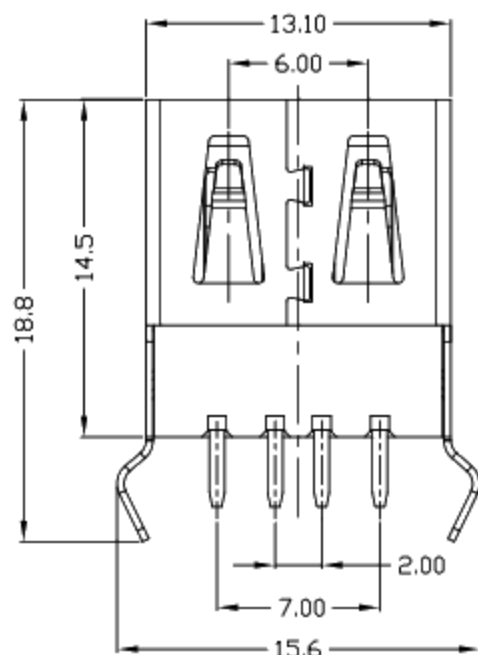
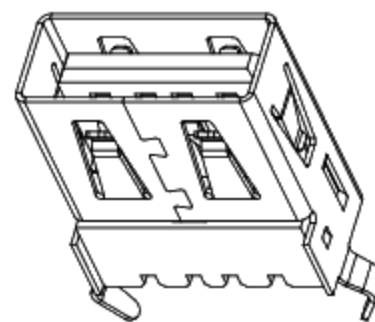
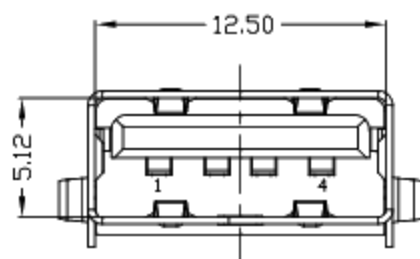




RoHS
Compliant
2002/95/EC

REV.	ECN.	NO.	APPD.

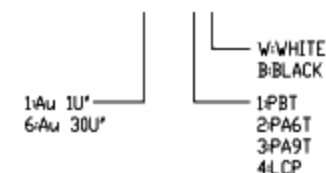


RECOMMENDED PCB LAYOUT

NOTES:

- ELECTRICAL:
 - VOLTAGE CURRENT RATING: 2AMP, 30V AC;
 - INSULATION RESISTANCE: 1000MΩMIN;
 - CONTACT RESISTANCE: 30mΩMAX;
 - WITHSTANDING VOLTAGE: 500V AC;
 - OPERATING TEMPERATURE: -55°C TO +85°C.
- Mechanical:
 - Mating Force: 35N MAX
 - Unmating Force: 10N MIN.
- DIMENSIONS MARKED "▼" TO BE CHECKED BY Q.C & IPQC.

4. PART NO.



Bill of materials:

NO	PARTS	MATERIAL	QTY	FINISHING
4	COVER	PBT+30%GF	1	UL94V-0
3	HOUSING	PBT+30%GF	1	UL94V-0
2	SHELL	COPPER ALLOY/SPCC	1	PLATED NICKEL
1	TERMINAL	COPPER ALLOY	4	PLATED GOLD/TIN

X.	X.*	UNITS
±0.35	±2'	mm
±0.3	±1'	MAT'L
±0.25	XX'	SEE NOTE
±0.15	.XXX'	FINISH
SEE NOTE		Q'TY

THESE DRAWINGS AND SPECIFICATIONS ARE THE PROPERTY OF ACCURATE INNOTECH INC AND SHALL NOT BE REPRODUCED, COPIED OR USED IN ANY MANNER WITHOUT THE PRIOR WRITTEN CONSENT OF ACCURATE INNOTECH INC.

廣東科斯達電子科技有限公司

TITLE: USB AF DIP 180° 半包弯脚 无卷边(14.5)

PART NO.:

DR: gan 2016/9/20 DWG NO.:

CHKD: gan 2016/9/20

APPD:

SCALE	SHEET	REV.	CUSTOMER DRAWING
1:1	1/1	B	