



RoHS
Compliant
2002/95/EC

REV	LTR	DESCRIPTION

A

B

C

D

E

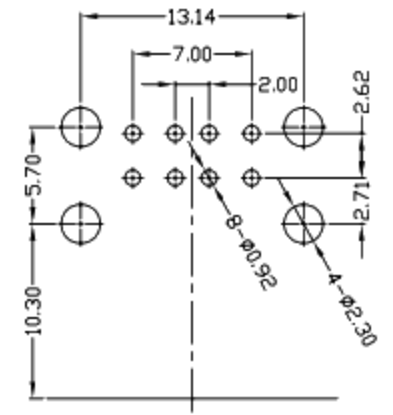
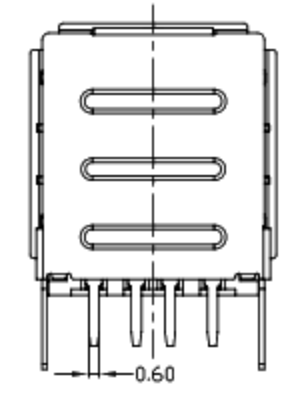
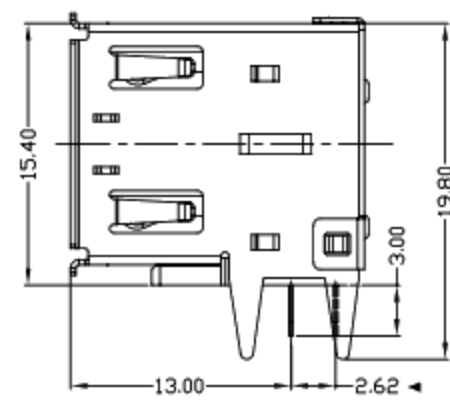
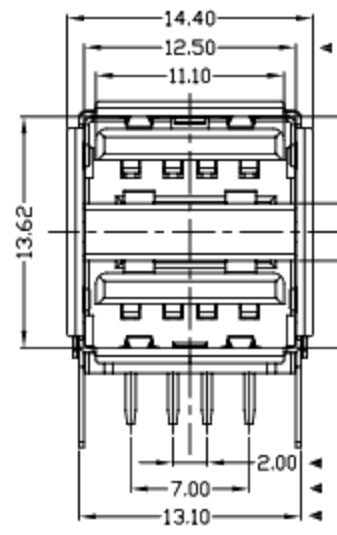
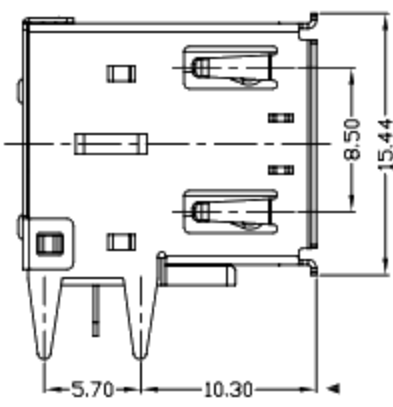
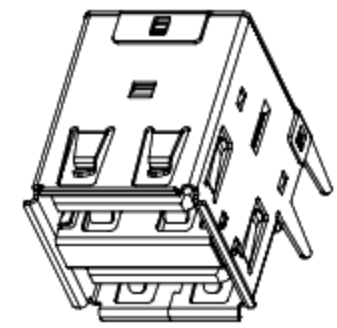
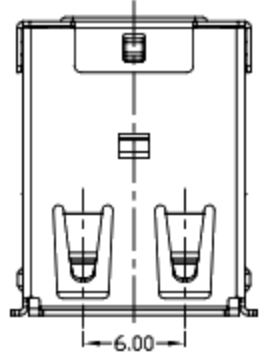
A

B

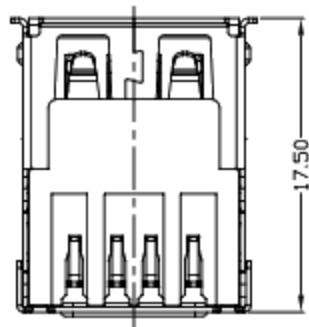
C

D

E



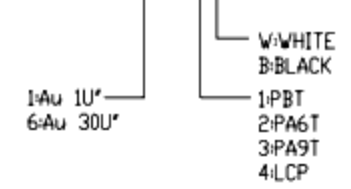
RECOMMENDED PCB LAYOUT



NOTES:

- ELECTRICAL:**
 - VOLTAGE CURRENT RATING: 2AMP, 30V DC;
 - INSULATION RESISTANCE: 1000MΩ MIN;
 - CONTACT RESISTANCE: 30mΩ MAX;
 - WITHSTANDING VOLTAGE: 500V AC;
 - OPERATING TEMPERATURE: -55°C TO +85°C.
- Mechanical:**
 - Mating Force: 35N MAX
 - Unmating Force: 10N MIN.
- NOTE: 1. DIMENSIONS MARKED "▼" TO BE CHECKED BY Q.C & IPQC.**

4. PART NO.



Bill of materials:

NO	PARTS	MATERIAL	QTY	FINISHING
5	CLIP	COPPER ALLOY	1	PLATED NICKEL
4	BACK COVER	SPCC	1	PLATED NICKEL
3	HOUSING	PBT+30%GF	1	UL94V-0
2	SHELL	COPPER ALLOY	1	PLATED NICKEL
1	TERMINAL	COPPER ALLOY	8	PLATED GOLD/TIN

X	X'	UNITS
±0.35	±2'	mm
±0.3	±1'	MAT'L
±0.25	±0.5'	SEE NOTE
±0.15	±0.25'	FINISH
		SEE NOTE

THESE DRAWINGS AND SPECIFICATIONS ARE THE PROPERTY OF ACCURATE INNOTECH INC. AND SHALL NOT BE REPRODUCED, COPIED OR USED IN ANY MANNER WITHOUT THE PRIOR WRITTEN CONSENT OF ACCURATE INNOTECH INC.

Q'TY

廣東科斯達電子科技有限公司

TITLE: USB AF 双层半包直脚长胶半弹

PART NO.:

DR: gan 2013/12/5

DWG NO.:

CHKD: gan 2013/12/5

APPD:

SCALE	SHEET	REV.	CUSTOMER DRAWING
1:1	1/1	B	

1 2 3 4 5 6 7