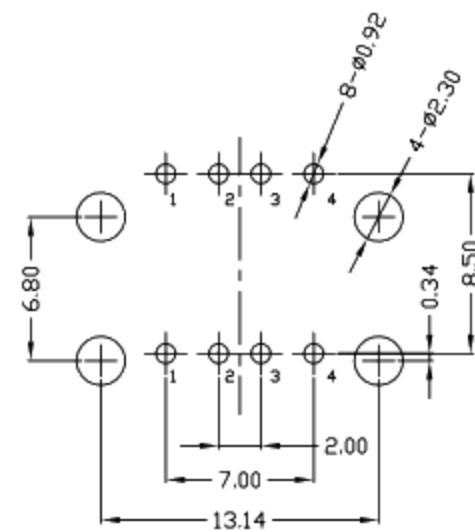
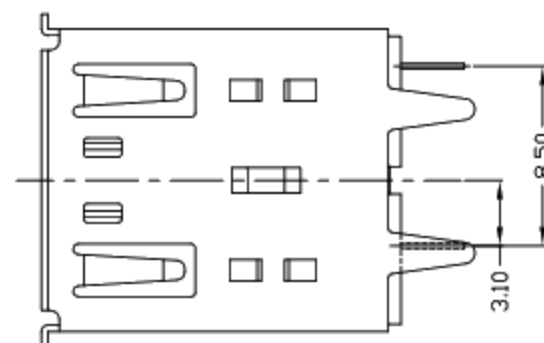
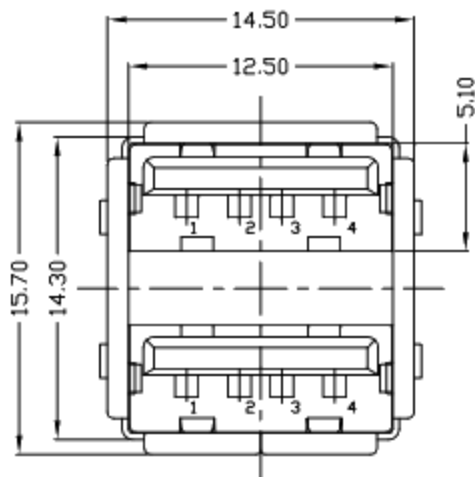
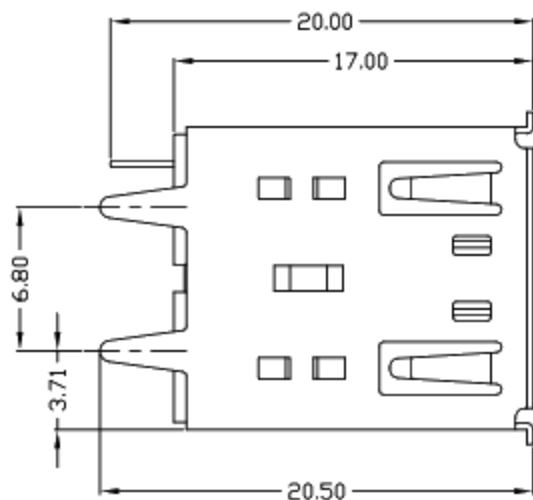


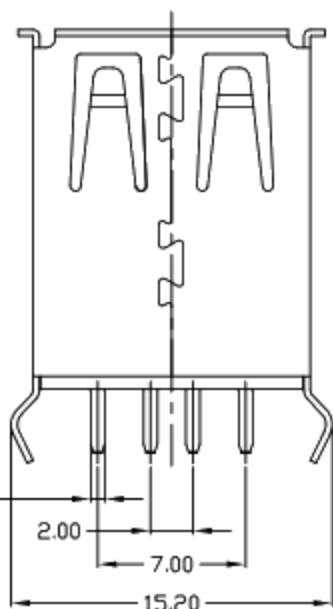


RoHS
Compliant
2002/95/EC

REV.	ECN.	NO.	APPD.



RECOMMENDED PCB LAYOUT



NOTES:

- ELECTRICAL:
 - VOLTAGE CURRENT RATING: 2AMP, 30V AC;
 - INSULATION RESISTANCE: 100MΩ(MIN);
 - CONTACT RESISTANCE: 30mΩ(MAX);
 - WITHSTANDING VOLTAGE: 500V AC;
 - OPERATING TEMPERATURE: -55°C TO +85°C.
- Mechanical:
 - Mating Force: 35N MAX
 - Unmating Force: 10N MIN.
- DIMENSIONS MARKED '▼' TO BE CHECKED BY Q.C & IPQC.

4. PART NO.

1Au 1U'	WHITE
6Au 30U'	BLACK
	1PBT
	2PA6T
	3PA9T
	4LCP

Bill of materials:

NO	PARTS	MATERIAL	QTY	FINISHING	UNITS	MAT'L	FINISH	Q'TY	APPD:	SCALE	SHEET	REV.	CUSTOMER DRAWING
4	CLIP	COPPER ALLOY	1	PLATED NICKEL	X. ±0.35	X.* ±2'	SEE NOTE			1:1	1/1	B	
3	HOUSING	PBT+30%GF	1	UL94V-0	.X ±0.3	.X* ±1'	SEE NOTE						
2	SHELL	COPPER ALLOY/SPCC	1	PLATED NICKEL	.XX ±0.25	.XX*	SEE NOTE						
1	TERMINAL	COPPER ALLOY	8	PLATED GOLD/TIN	.XXX ±0.15	.XXX*	SEE NOTE						
					<small>THESE DRAWINGS AND SPECIFICATIONS ARE THE PROPERTY OF ACCURATE INNOTECH INC AND SHALL NOT BE REPRODUCED, COPIED OR USED IN ANY MANNER WITHOUT THE PRIOR WRITTEN CONSENT OF ACCURATE INNOTECH INC.</small>								

廣東科斯達電子科技有限公司

TITLE: USB AF 180度双层插板长体(015)

PART NO.:

DR: gan 2014/09/26

DWG NO.:

CHKD: gan 2014/09/26

APPD:

SCALE: 1:1 SHEET: 1/1 REV: B CUSTOMER DRAWING