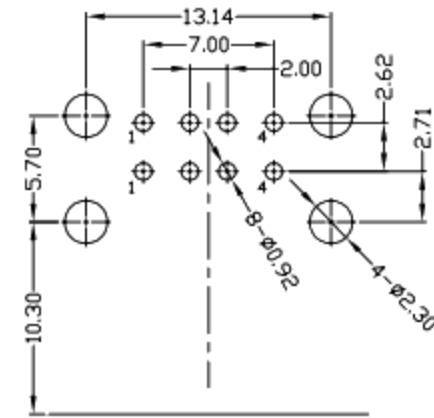
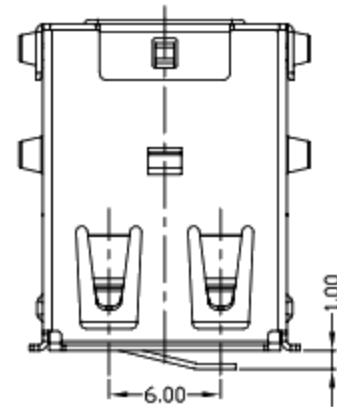


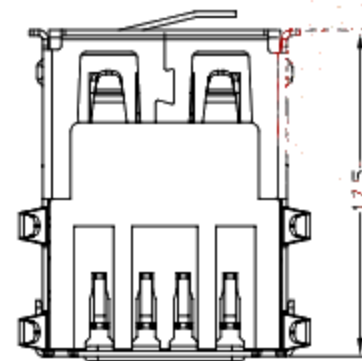
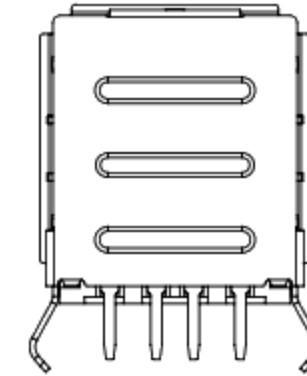
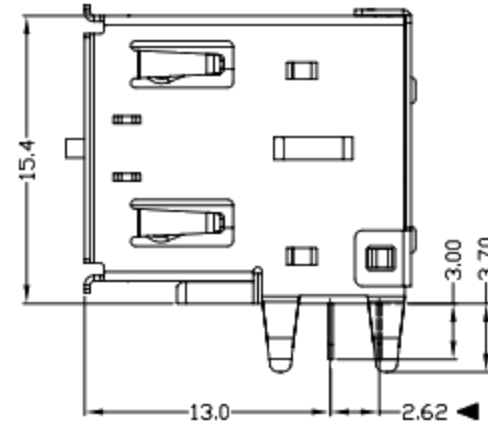
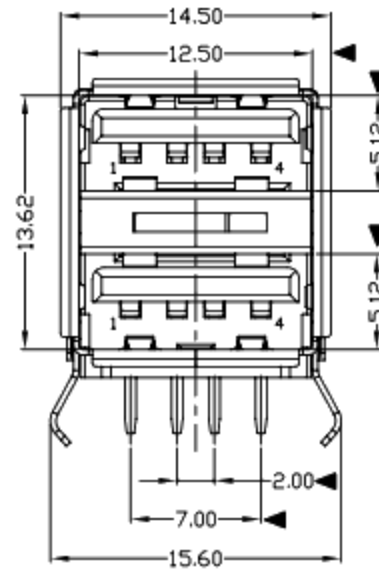
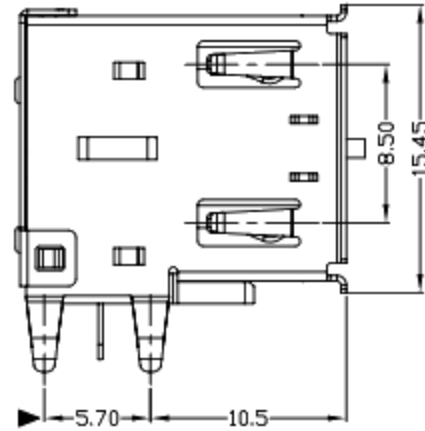


RoHS
Compliant
2002/95/EC

REV.	ECN. NO.	APPD.



RECOMMENDED PCB LAYOUT



NOTES:

- ELECTRICAL:
 - VOLTAGE CURRENT RATING: 2AMP,30V AC;
 - INSULATION RESISTANCE: 1000MΩ MIN;
 - CONTACT RESISTANCE: 30mΩ MAX;
 - WITHSTANDING VOLTAGE: 500V AC;
 - OPERATING TEMPERATURE:-55°C TO +85°C.
- Mechanical:
 - Mating Force: 35N MAX
 - Unmating Force: 10N MIN.
- DIMENSIONS MARKED "▼" TO BE CHECKED BY Q.C & IPQC.

4.PART NO

1:1u 10'
6:1u 30U'

W:WHITE
B:BLACK

1:PBT
2:PA6T
3:PA9T
4:LCP

Bill of materials:

NO	PARTS	MATERIAL	QTY	FINISHING	X.	X.* ±2'	UNITS
5	CLIP	COPPER ALLOY	1	PLATED NICKEL	X. ±0.35	X.* ±2'	mm
4	BACK COVER	SPCC	1	PLATED NICKEL	.X ±0.3	.X* ±1'	MAT'L
3	HOUSING	PBT	1	UL94V-0	.XX ±0.25	.XX*	SEE NOTE
2	SHELL	COPPER ALLOY	1	PLATED NICKEL	.XXX ±0.15	.XXX*	FINISH SEE NOTE
1	TERMINAL	COPPER ALLOY	8	PLATED GOLD/TIN	THESE DRAWINGS AND SPECIFICATIONS ARE THE PROPERTY OF ACCURATE INNOTECH INC AND SHALL NOT BE REPRODUCED, COPIED OR USED IN ANY MANNER WITHOUT THE PRIOR WRITTEN CONSENT OF ACCURATE INNOTECH INC		
							Q'TY

廣東科斯達電子科技有限公司

TITLE:
USB A母双层90° 半包成品
(单弹右侧有盖)

PART NO.:

DR: gan 2012/6/30

DWG NO.:

CHKD: gan 2012/6/30

APPD:

SCALE	SHEET	REV.	CUSTOMER DRAWING
1:1	1/1	B	