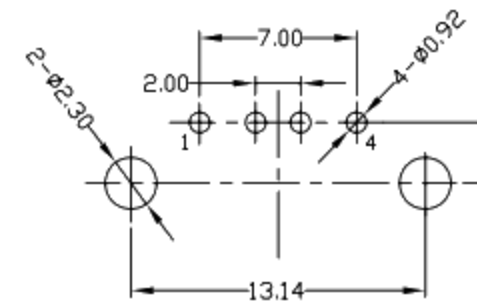
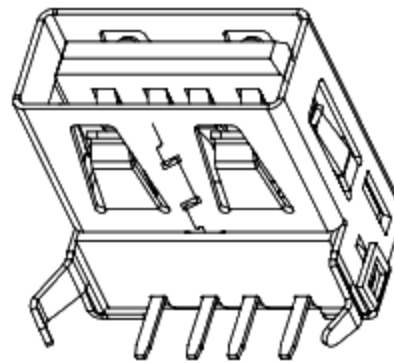
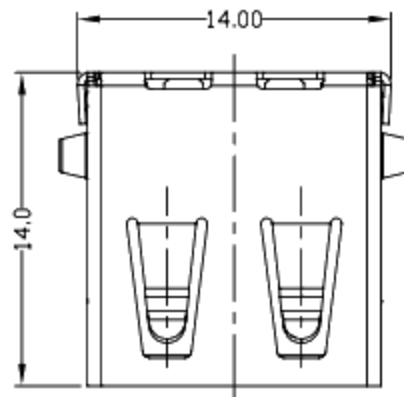


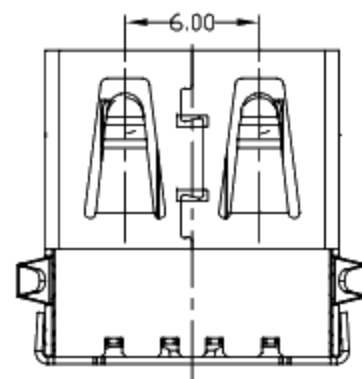
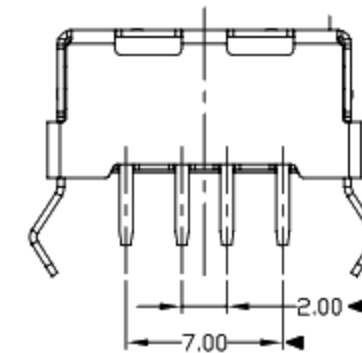
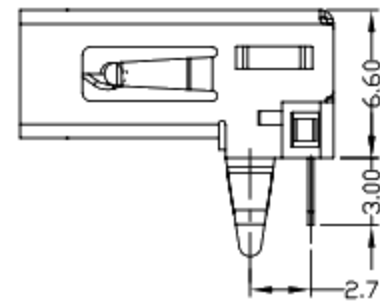
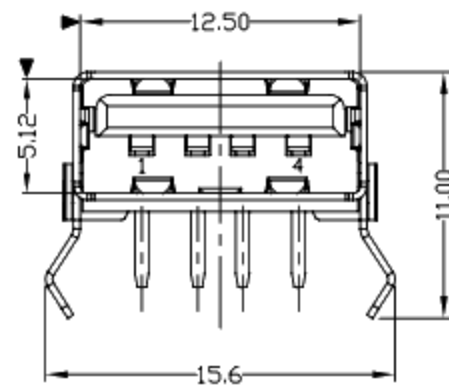


RoHS
Compliant
2002/95/EC

| REV. | ECN. | NO. | APPD. |
|------|------|-----|-------|
| | | | |
| | | | |



RECOMMENDED PCB LAYOUT



NOTES:

- ELECTRICAL:
 - VOLTAGE CURRENT RATING: 2AMP, 30V AC;
 - INSULATION RESISTANCE: 1000MΩ, MIN;
 - CONTACT RESISTANCE: 30mΩ MAX;
 - WITHSTANDING VOLTAGE: 500V AC;
 - OPERATING TEMPERATURE: -55°C TO +85°C.
- Mechanical:
 - Mating Force: 35N MAX
 - Unmating Force: 10N MIN.
- NOTE: 1. DIMENSIONS MARKED "▼" TO BE CHECKED BY Q.C & IPQC.

4. PART NO.

1: Au 1U*
6: Au 30U*

W: WHITE
B: BLACK
1: PBT
2: PA6T
3: PA9T
4: LCP

Bill of materials:

| NO | PARTS | MATERIAL | QTY | FINISHING |
|----|----------|--------------|-----|-----------------|
| 3 | HOUSING | PBT | 1 | UL94V-0 |
| 2 | SHELL | COPPER ALLOY | 1 | PLATED NICKEL |
| 1 | TERMINAL | COPPER ALLOY | 4 | PLATED GOLD/TIN |

廣東科斯達電子科技有限公司

| | |
|---|-----------------------------------|
| TITLE: USB A/F DIP90度 無接頭 -型有腳外扣式 | PART NO.: |
| DR: gan 2012/6/29 | DWG NO.: |
| CHKD: gan 2012/6/29 | SCALE SHEET REV. CUSTOMER DRAWING |
| APPD: | 1:1 1/1 B |

THESE DRAWINGS AND SPECIFICATIONS ARE THE PROPERTY OF ACCURATE INNOTECH INC AND SHALL NOT BE REPRODUCED, COPIED OR USED IN ANY MANNER WITHOUT THE PRIOR WRITTEN CONSENT OF ACCURATE INNOTECH INC.

