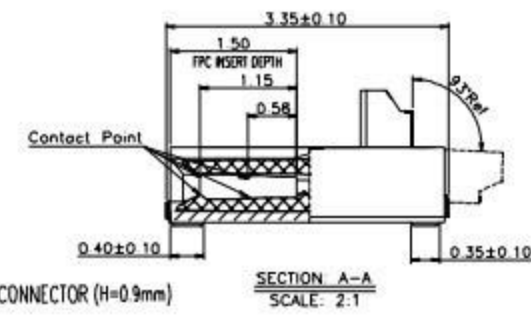
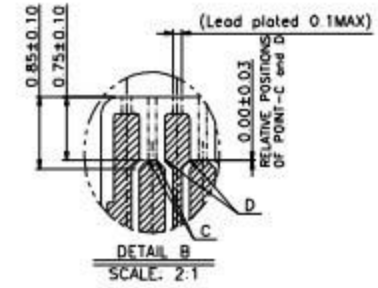
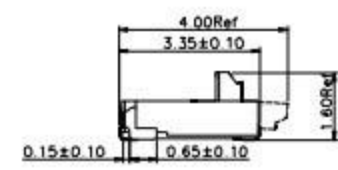
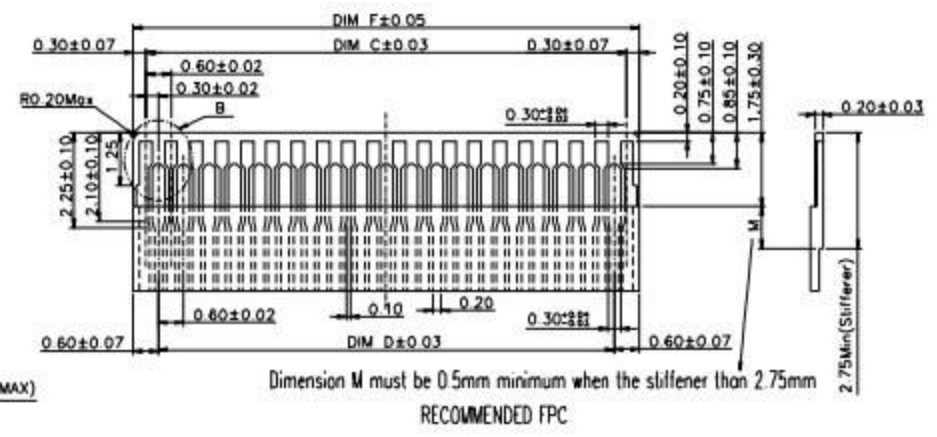
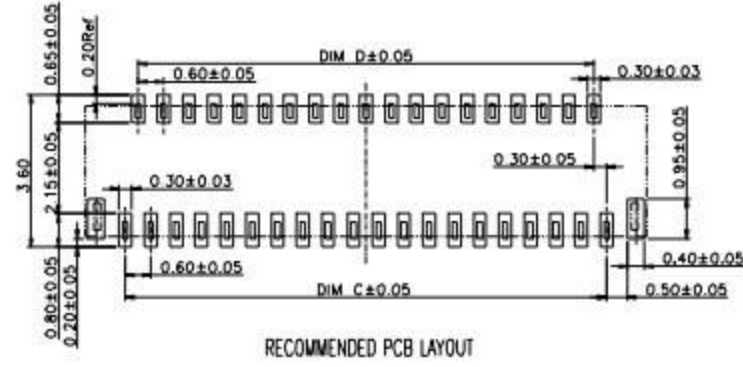
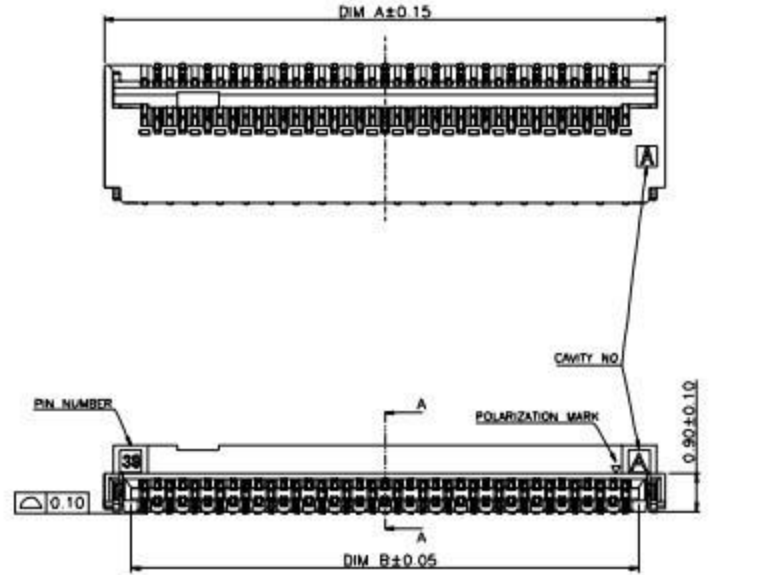



MARK	DATE	DESCRIPTION	DESIGN
Ⓔ	2016.03.14	CHANGE PART NUMBER	
Ⓕ	2016.04.16	ADD PERFORMANCE	
Ⓖ	2017.06.12	Change Plating Note	



Pin No.	P/N	DIM A	DIM B	DIM C	DIM D	DIM E	DIM F
9	8.03A0.009200	4.30	3.03	2.40	1.80	3.73	3.00
11	8.03A0.011200	4.90	3.63	3.00	2.40	4.33	3.60
13	8.03A0.013200	5.50	4.23	3.60	3.00	4.93	4.20
15	8.03A0.015200	6.10	4.83	4.20	3.60	5.53	4.80
17	8.03A0.017200	6.70	5.43	4.80	4.20	6.13	5.40
19	8.03A0.019200	7.30	6.03	5.40	4.80	6.73	6.00
21	8.03A0.021200	7.90	6.63	6.00	5.40	7.33	6.60
23	8.03A0.023200	8.50	7.23	6.60	6.00	7.93	7.20
25	8.03A0.025200	9.10	7.83	7.20	6.60	8.53	7.80
27	8.03A0.027200	9.70	8.43	7.80	7.20	9.13	8.40
31	8.03A0.031200	10.90	9.63	9.00	8.40	10.33	9.60
33	8.03A0.033200	11.50	10.23	9.60	9.00	10.93	10.20
35	8.03A0.035200	12.10	10.83	10.20	9.60	11.53	10.80
37	8.03A0.037200	12.70	11.43	10.80	10.20	12.13	11.40
39	8.03A0.039200	13.30	12.03	11.40	10.80	12.73	12.00
41	8.03A0.041200	13.90	12.63	12.00	11.40	13.33	12.60
45	8.03A0.045200	15.10	13.83	13.20	12.60	14.53	13.80
49	8.03A0.049200	16.30	15.03	14.40	13.80	15.73	15.00
51	8.03A0.051200	16.90	15.63	15.00	14.40	16.33	15.60
57	8.03A0.057200	18.70	17.43	16.80	16.20	18.13	17.40
61	8.03A0.061200	19.90	18.63	18.00	17.40	19.33	18.60

- FPC NOT MATING CONDITION BANNED CLOSURE
- PART NO. LEGEND:
8.03A0 - *** 2 0 0
① ② ③ ④ ⑤
- SERIES NAME: 8.03A0-0.3MM FFC/FPC DUAL CONTACT SIDE CONNECTOR (H=0.9mm)
- CONTACT PIN NUMBER: ***=CONTACT PIN NUMBER
- CONTACT AREA PLATING SPEC: GOLD PLATING: 2=1~3u", 3=5u", 4=10u", 5=15u"
- SOLDER AREA PLATING SPEC: GOLD PLATING: 2=1~3u", 3=5u", 4=10u", 5=15u"
- UNSPECIFIED 0=NONSENSE
- UNSPECIFIED 0=NONSENSE
- PERFORMANCE:
 - CURRENT RATING: 0.2A/PIN.
 - VOLTAGE RATING: 30V (AC/DC).
 - CONTACT RESISTANCE: INITIAL VALUE 100mOHM Max.
 - INSULATION RESISTANCE: 50MOHM Min.
 - DIELECTRIC WITHSTANDING VOLTAGE: 100V AC FOR 1MINUTE;
 - DURABILITY: 20 TIMES Min.
 - OPERATING TEMPERATURE:
OPERATING HUMIDITY RANGE: 20% TO 85%

5	STATOR	PHOSPHOR BRONZE		2
4	TERMINAL II	PHOSPHOR BRONZE		POSITIONS
3	TERMINAL I	PHOSPHOR BRONZE		POSITIONS
2	COVER	THERMOPLASTIC UL94V-0	BLACK	1
1	HOUSING	THERMOPLASTIC UL94V-0	NATURAL	1
NO	COMPONENTS	MATERIALS	FINISH/COLOR SPECIFICATION	QUANTITY



UNITS mm

MATL

FINISH

QTY

DR:

廣東科斯達電子科技有限公司

PART NO.(INTENDED USE)
8.03A0.***200

TITLE:
0.3mm FFC/FPC DUAL CONTACT SIDE CONNECTOR (H=0.9mm)

APPD:

CHKD:

DRG NO.:

SCALE	SHEET	REV.
1/1	1/1	A

X ± 0.3	X' ± 5
X ± 0.25	X' ± 2
JXX ± 0.20	JXX' ± 1
JXX ± 0.10	JXX' ± 0.5