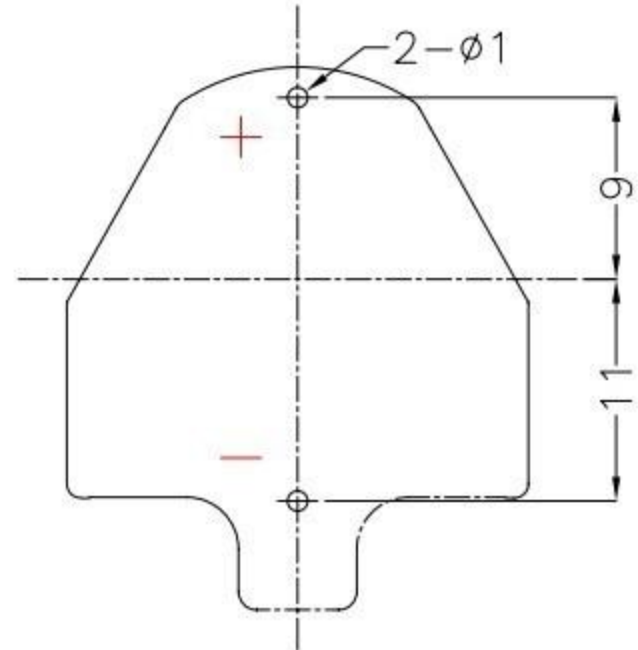
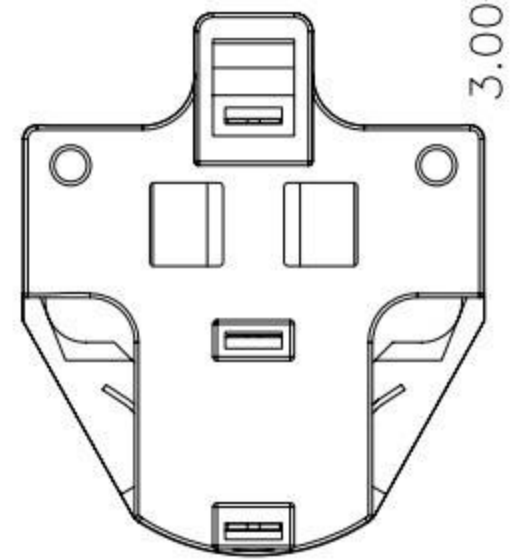
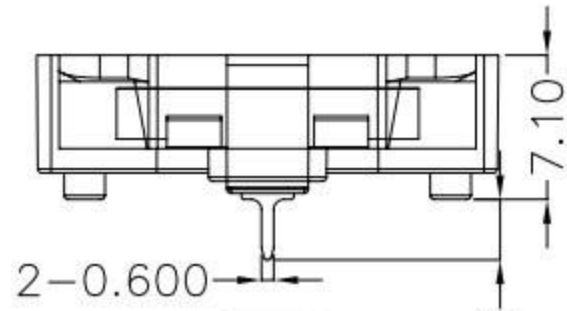
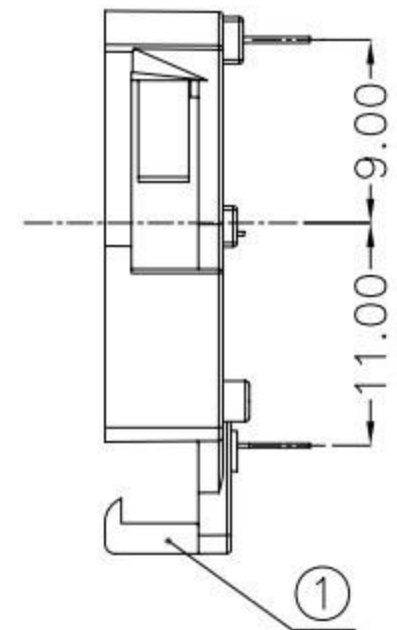
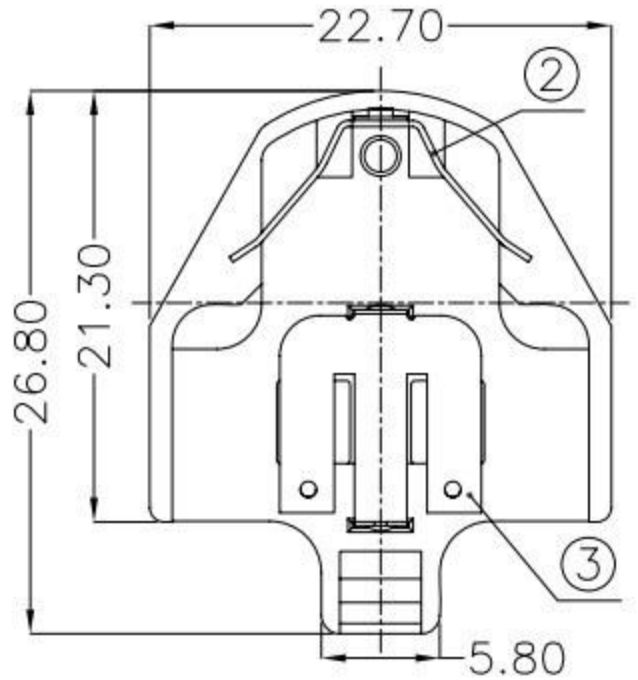




A型

REV.	ECN NO.	REVISED	DATE

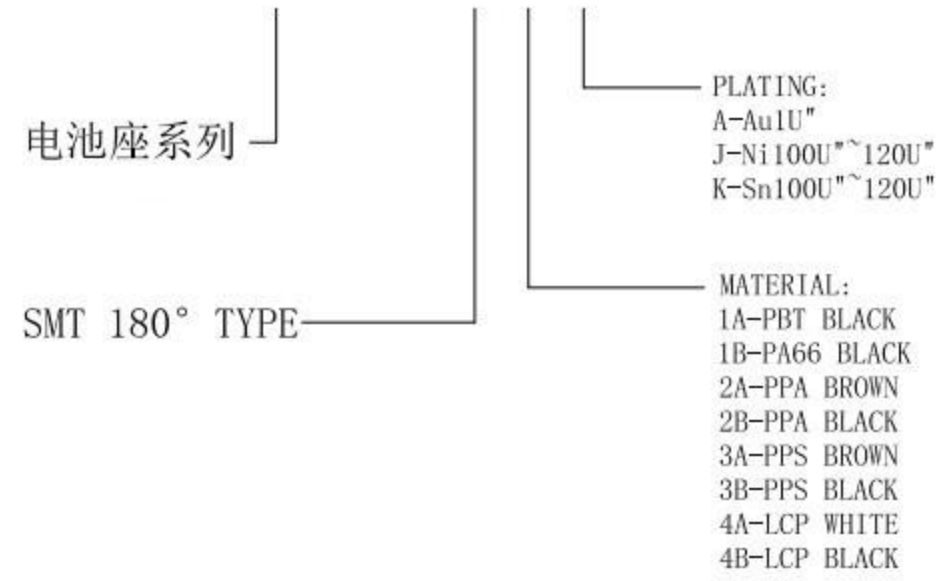


PCB Layout Diagram  
Top View

NOTE:

- 1.MATERIAL:  
 a.HOUSING:PA66  
 b.CONTACT:PHOSPHOR BRONZE  
 (SURFACE PLATING: Sn 100u"-120u")
- 2.ELECTRIC:  
 a.CONTACT RESISTANCE: 30 MILLIOHMS MAX  
 b.INSULATION RESISTANCE: 1000 MEGA OHMS MIN  
 c.DIELECTNIC VOLTAGE: 500V AC ONE SEC LEVEL  
 d.OPERATING TEMPERATURE: -25°C~ +85°C

ORDERING INFORMATION



3	TERMINAL(-)	1	PHOSPHOR BRONZE, T=0.20mm	Sn Plating
2	TERMINAL(+)	1	PHOSPHOR BRONZE, T=0.30mm	Sn Plating
1	HOUSING	1	PA66	BLACK
NO.	PART NAME	Q'TY	MATERIAL	PLATING & COLOR

UNLESS OTHERWISE SPECIFIED TOLERANCES

DECIMALS: X :±0.30 X.X :±0.25 X.XX :±0.20 X.XXX :±0.10

ANGLES: X :±1° X.X :±0.5°

**廣東科斯達電子科技有限公司**

DSND	DATE	2017-07-15	TITLE:
CHKD	DATE	2017-07-15	
APVD	DATE	2017-07-15	PART NO.:
WEIGHT: 1.43g	SCALE: 2:1	SIZE: A4	VIEW:
SHEET 1 OF 1	UNIT: mm	REV.: A/0	OBJECT: MY
			DRAW NO.: