



REV.	ECN NO.	REVISED	DATE

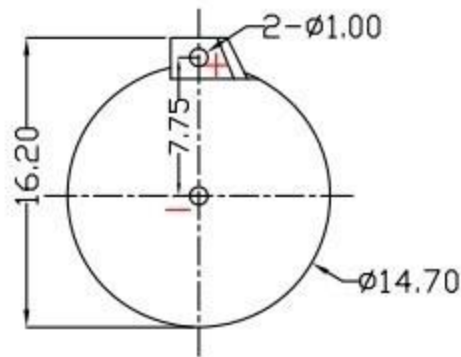
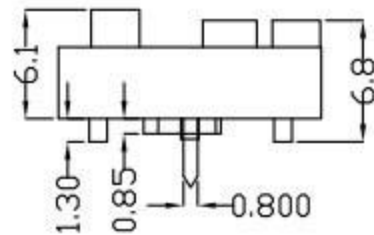
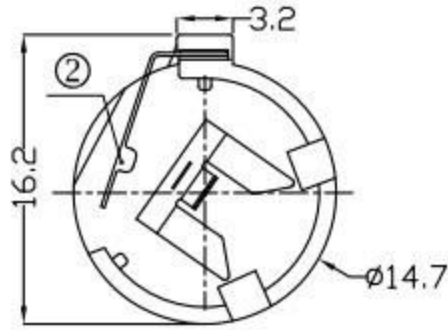
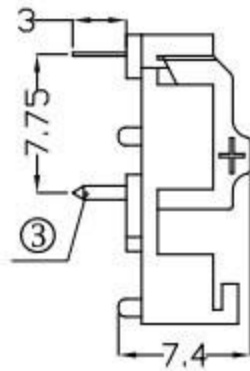
1.MATERIAL:

- a.HOUSING:PBT UL94V-0
- b.CONTACT:PHOSPHOR BRONZE
(SURFACE PLATING:Sn100u"-120u")

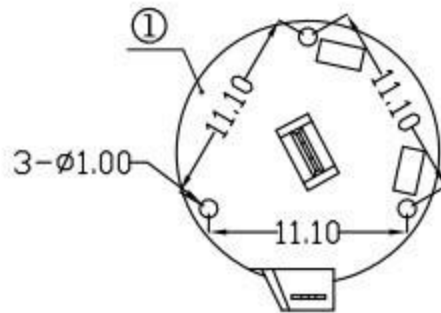
SEE ORDERING INFORMATION

2.ELECTRIC:

- a.CONTACT RESISTANCE: 30 MILLIOHMS MAX
- b.INSULATION RESISTANCE: 1000 MEGA OHMS MIN
- c.DIELECTNIC VOLTAGE: 500V AC ONE SEC LEVEL
- d.OPERATING TEMPERATURE: -25°C~ +85°C



PCB Layout Diagram
Top View



电池座系列

DIP 90° TYPE

PLATING:
A-Au1U"
J-Ni100U"~120U"
K-Sn100U"~120U"
M-Si3U"~Ni10U"

MATERIAL:
1A-PBT BLACK
1B-PA66 BLACK
2A-PPA BROWN
2B-PPA BLACK
3A-PPS BROWN
3B-PPS BLACK
4A-LCP WHITE
4B-LCP BLACK

UNLESS OTHERWISE SPECIFIED TOLERANCES

DECIMALS: ANGLES:
X :±0.30 X :±1'
X.X :±0.25 X.X :±0.5'
X.XX :±0.20
X.XXX :±0.10

廣東科斯達電子科技有限公司

DSND	DATE	2017-12-20	TITLE:
CHKD	DATE	2017-12-20	
APVD	DATE	2017-12-20	PART NO.:
WEIGHT: 0.40g	SCALE: 2:1	SIZE: A4	VIEW:
SHEET 1 OF 1	UNIT: mm	REV.: A/0	OBJECT: MY
			DRAW NO.:

NO.	PART NAME	Q'TY	MATERIAL	PLATING & COLOR
3	TERMINAL(-)	1	PHOSPHOR BRONZE, T=0.20mm	Sn plating
2	TERMINAL(+)	1	PHOSPHOR BRONZE, T=0.20mm	Sn plating
1	HOUSING	1	PBT	BLACK