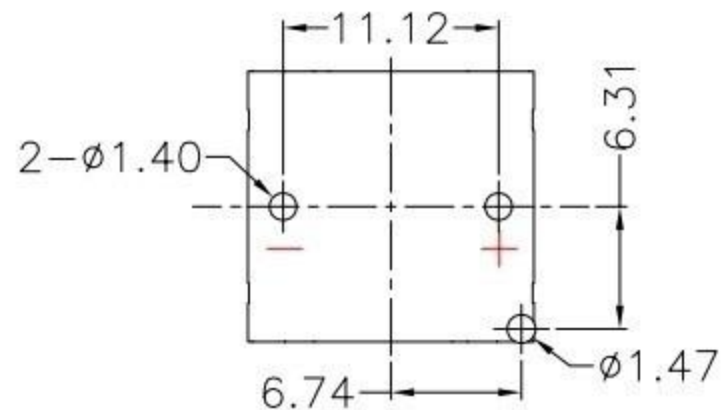
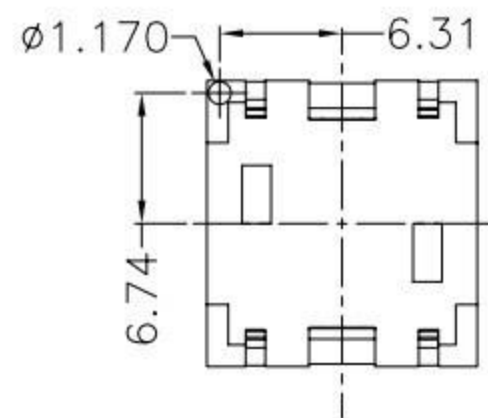
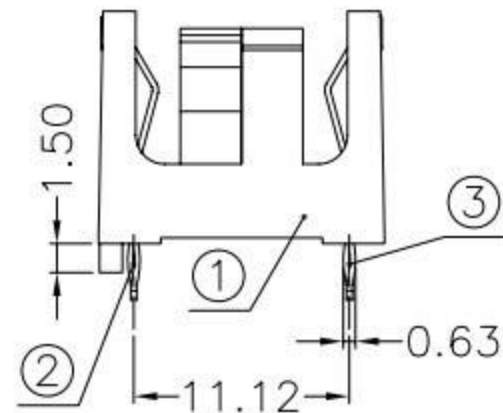
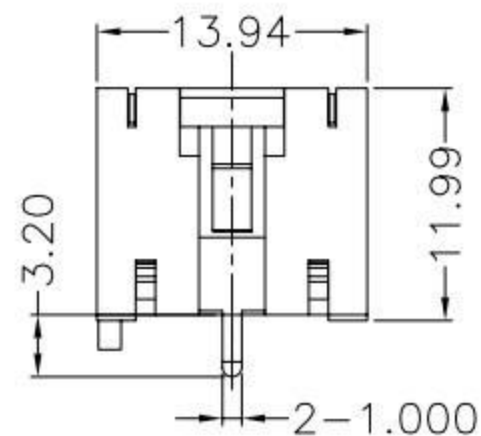
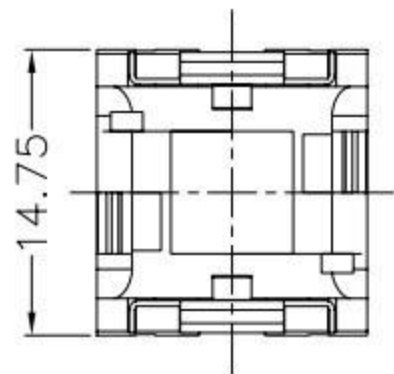




REV.	ECN NO.	REVISED	DATE



PCB Layout Diagram
Top View

1.MATERIAL:

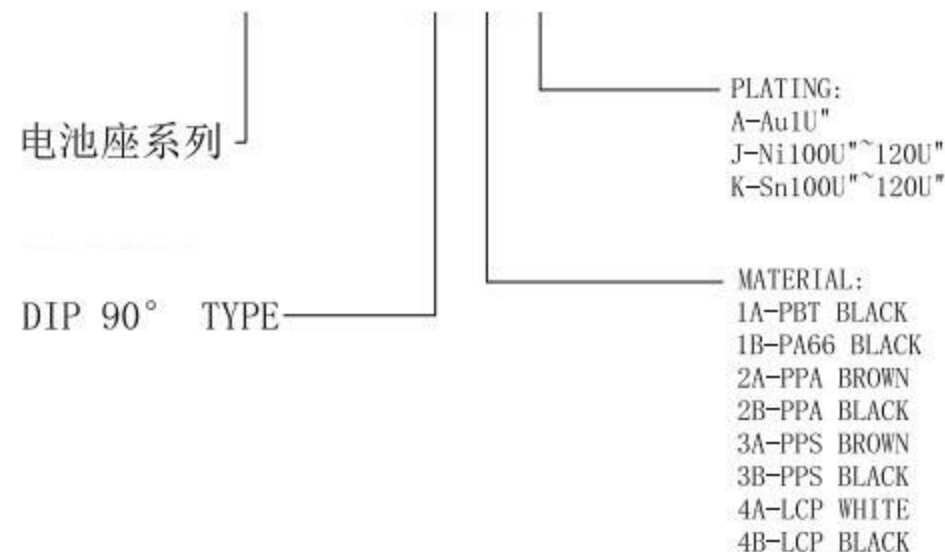
- a.HOUSING:PPA
- b.CONTACT:PHOSPHOR BRONZE
(SURFACE PLATING:Au1u")

SEE ORDERING INFORMATION

2.ELECTRIC:

- a.CONTACT RESISTANCE: 30 MILLIOHMS MAX
- b.INSULATION RESISTANCE: 1000 MEGA OHMS MIN
- c.DIELECTNIC VOLTAGE: 500V AC ONE SEC LEVEL
- d.OPERATING TEMPERATURE: -25°C~ +85°C

ORDERING INFORMATION



- MATERIAL:
- 1A-PBT BLACK
 - 1B-PA66 BLACK
 - 2A-PPA BROWN
 - 2B-PPA BLACK
 - 3A-PPS BROWN
 - 3B-PPS BLACK
 - 4A-LCP WHITE
 - 4B-LCP BLACK

UNLESS OTHERWISE SPECIFIED TOLERANCES

DECIMALS:	ANGLES:
X :±0.30	X :±1°
X.X :±0.25	X.X :±0.5°
X.XX :±0.20	
X.XXX :±0.10	

廣東科斯達電子科技有限公司

DSND	DATE	2017-07-13	TITLE:
CHKD	DATE	2017-07-13	
APVD	DATE	2017-07-13	PART NO.:
WEIGHT: 1.91g	SCALE: 2:1	SIZE: A4	VIEW:
SHEET 1 OF 1	UNIT: mm	REV.: A/0	OBJECT: MY
			DRAW NO.

3	TERMINAL(-)	1	PHOSPHOR BRONZE, T=0.30mm	Gold Plating and Ni Under-Plating
2	TERMINAL(+)	1	PHOSPHOR BRONZE, T=0.30mm	Gold Plating and Ni Under-Plating
1	HOUSING	1	PPA	BLACK
NO.	PART NAME	Q'TY	MATERIAL	PLATING & COLOR