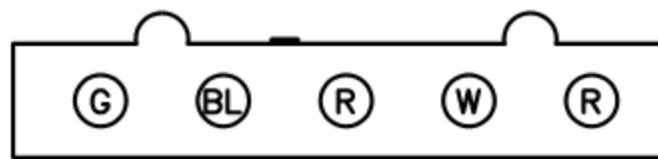
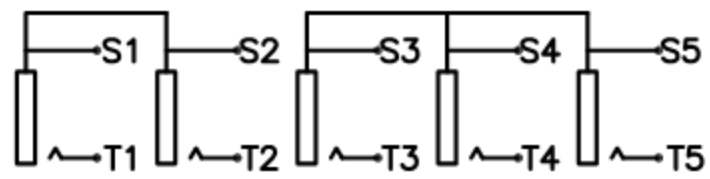
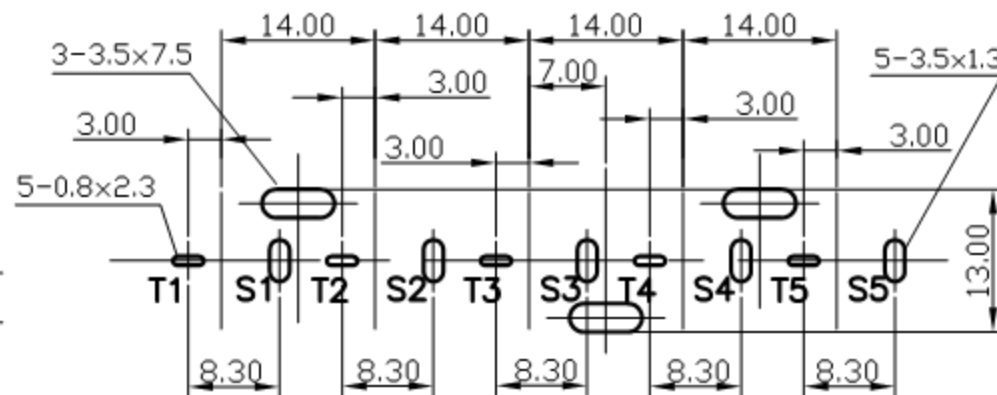
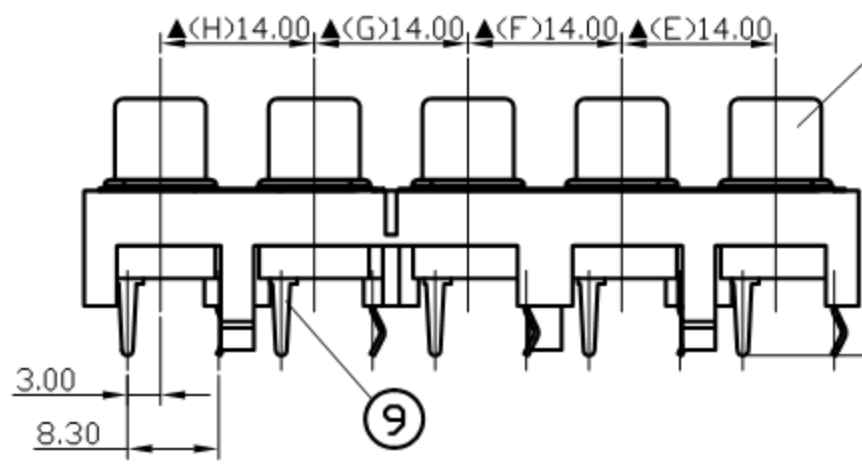
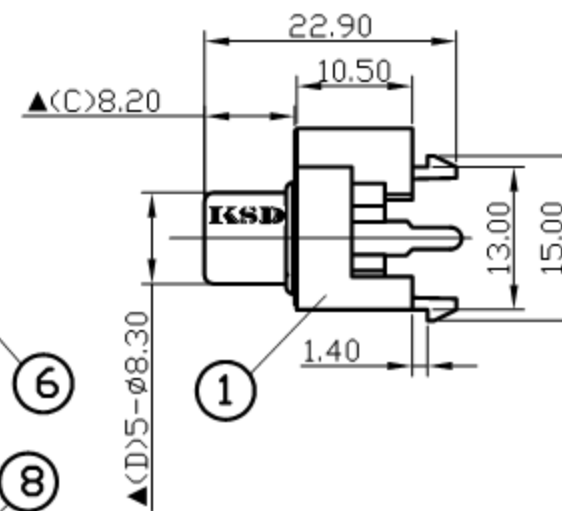
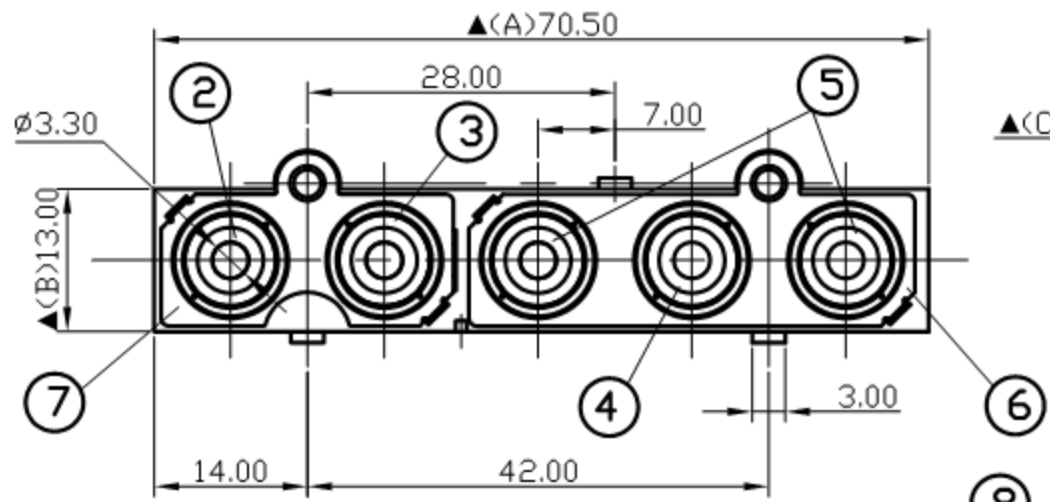


SCHEMATIC

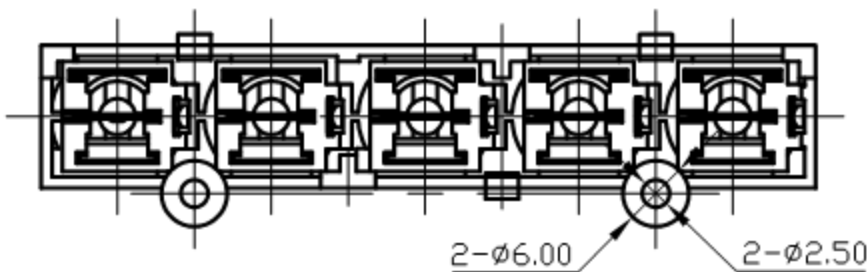


U

WASHER COLOR



Pin Hole Layout  
(Jack Bottom View)



9.	Center Contact	0.4T Brass	5	Silver Plated
8.	Outer Contact	0.4T Brass	5	Nickel Plated
7.	Sealed Plate	0.2T SUS304	1	
6.	Sealed Plate	0.2T SUS304	1	
5.	Washer	PBT	2	Red color
4.	Washer	PBT	1	White color
3.	Washer	PBT	1	Blue color
2.	Washer	PBT	1	Green color
1.	Housing	PA66+33%GF	1	Black Color
NO.	Description	Material	Q'TY	Finish

**广东科斯达电子科技有限公司**  
**GUANG DONG KE SI DA ELECTRONIC TECHNOLOGY CO., LTD.**

DATE	DWN	CHKD	APVD	MANAGER
11.17.2009				

PART NAME:PIN JACK	PART NUMBER:SCP913UNS752320G	VERSION:3.0
--------------------	------------------------------	-------------

TOLERANCE:±0.3mm UNLESS OTHERWISE SPECIFIED	UNIT:mm	SCALE:1/1
---	---------	-----------

**SPECIFICATIONS:**  
 Contact Resistance :30mΩ max  
 Insulation Resistance :100MΩ min.at DC500V  
 Dielectric Withstand Voltage:AC 500V for one minute  
 Remark:▲:The Most Important Dimension

RoHS Pb Free Process For Reference 僅供參考