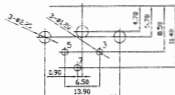
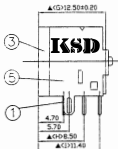
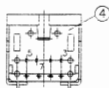
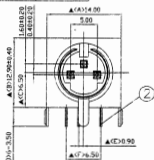


SCHEMATIC

Pin Hole Layout
(Jack Bottom View)

NOTES:

- CONTACT RESISTANCE (DCR 0.1 A)
1. INITIAL, BEFORE TEST
(1) PIN TO CONTACT OR (NC) : 30 MILLIOHM.
(2) PLUG SHIELD TO SOCKET OR (NC) : 50 MILLIOHM.
- AFTER TEST WITH MATING PLUG
(1) PIN TO CONTACT OR (NC) : 60 MILLIOHM.
(2) PLUG SHIELD TO SOCKET OR (NC) : 100 MILLIOHM.
- INSERTION FORCE : 0.5kg~4.5kg, EXTRACTION FORCE : 0.4kg~3.5kg.
- TERMINALS MUST WITHSTAND A 500G MINIMUM PULL FOR 10 SECONDS BEFORE MOVEMENT OR BREAK FORM HOUSING OCCURS.
- SOLDERING HEAT : TERMINAL FOR PC BOARD TEMPERATURE : 260±5 DEGREE C FOR 5±1.0 SECONDS.
- OPERATING TEMPERATURE RANGE : (-25 TO +70) DEGREE C±2 DEGREE C.
- INSULATION RESISTANCE : MORE THAN 100 MEGOHM B: 500V DC AT 90~95% RH, 40 DEGREE C.
- VOLTAGE TEST : WITHSTAND 0.5mA 500V AC BETWEEN ANY OPEN TERMINAL FOR ONE MINUTE.
- LIFE TEST : WITHSTAND MORE THAN 5,000 BY 500V CYCLES INSERTION AND WITHDRAWAL WITH TESTING PLUG
- RATED VOLTAGE & CURRENT : DC 12V, 20mA~2.0A.

5.	Cover	0.4T Steel	1	Nickel Plated
4.	Base	PBT	1	Black Color
3.	Body	PBT	1	Black Color
2.	Contact	0.4T Brass	3	Silver Plated
1.	Inner Shield	0.4t Phosphor Bronze	1	Nickel Plated
NO.	Description	Material	Q'TY	Finish



广东科斯达电子科技有限公司
GUANG DONG KE SI DA ELECTRONIC TECHNOLOGY CO., LTD.

DATE	DWN	CHKD	APVD	MANAGER
04.20.2017	王平華	張文華	張文華	張文華

PART NAME : MINI DIN JACK

PART NUMBER: SCN552S3NS00000G

VERSION:4.0

TOLERANCE : ±0.3mm UNLESS OTHERWISE SPECIFIED

UNIT mm

SCALE:1/1

SPECIFICATIONS:

Contact Resistance : 30mΩ max.
Insulation Resistance : 100MΩ min. at DC 500V
Dielectric Withstand Voltage : AC 500V for one minute
Remark : ▲: The Most Important Dimension

RoHS

Compliant