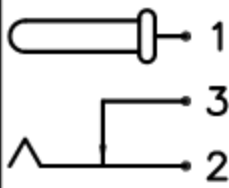
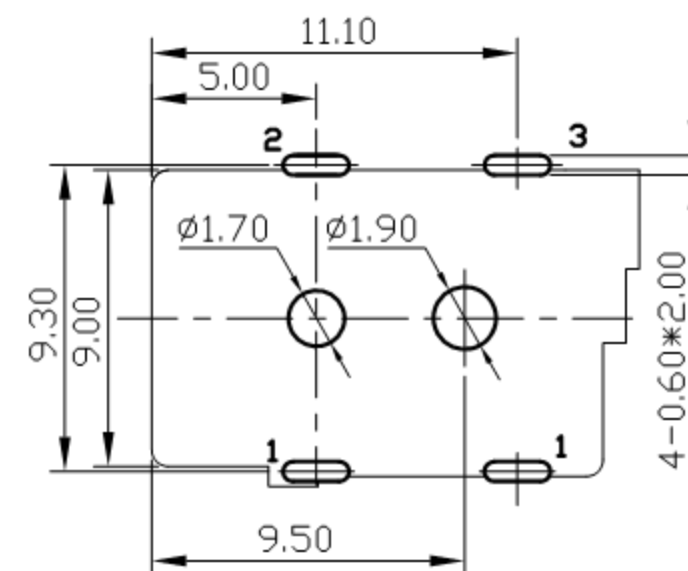
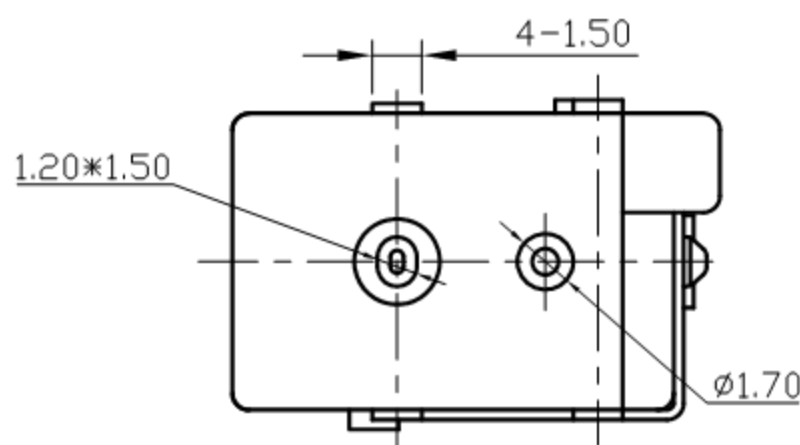
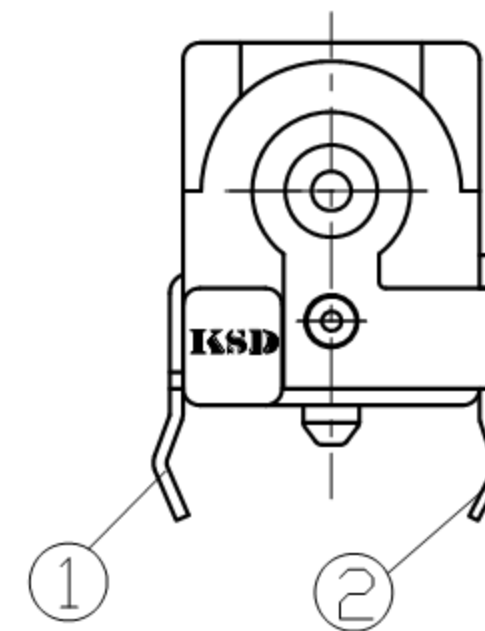
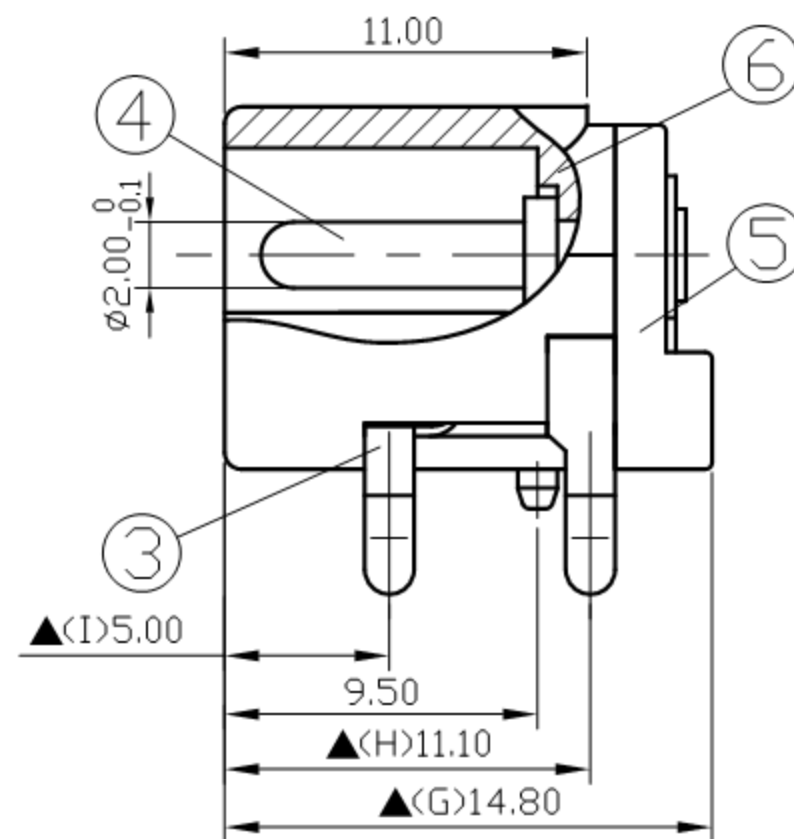
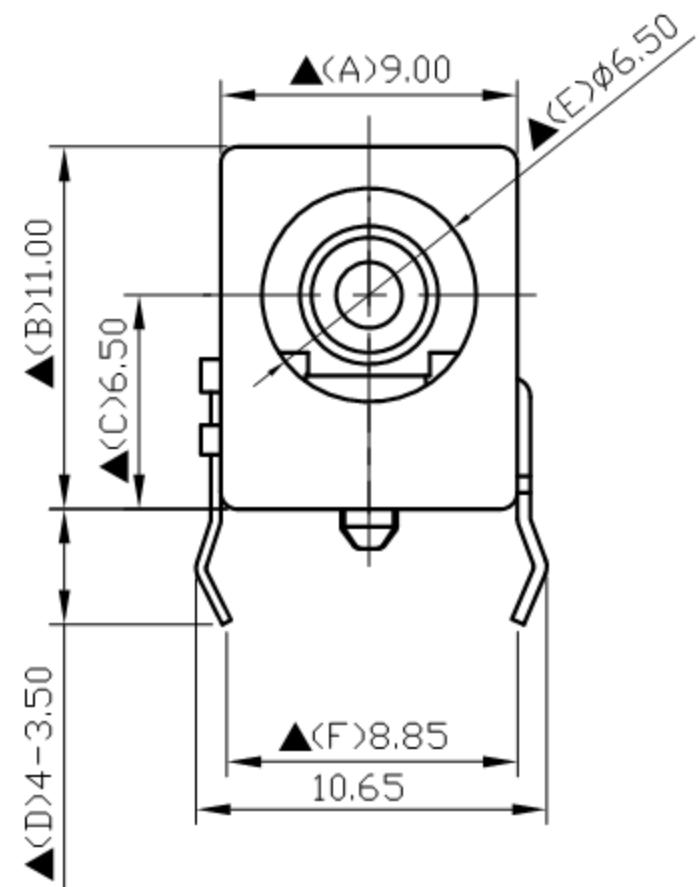


SCHEMATIC	
MODEL NO	C



Pin Hole Layout
(Jack Bottom View)

6.	Housing	PA9T	1	Black Color
5.	Cover	PA9T	1	Black Color
4.	Pin(2.0 ϕ)	Brass	1	Nickel Plated
3.	Sleeve Spring	0.3T Phosphor Bronze	1	Silver Plated
2.	Pin Terminal	0.3T Brass	1	Silver Plated
1.	Break Terminal	0.4T Brass	1	Silver Plated
NO.	Description	Material	Q'TY	Finish

DATE	DWN	CHKD	APVD	MANAGER
10.11.2021	王平華			

 广东科斯达电子科技有限公司
GUANG DONG KE SI DA ELECTRONIC TECHNOLOGY CO., LTD.

PART NAME :DC POWER JACK

PART NUMBER:SCD480CCS013B00G

VERSION:6.0

TOLERANCE : ± 0.3 mm UNLESS OTHERWISE SPECIFIED

UNIT:mm



SCALE:1/1

SPECIFICATIONS:

Contact Resistance : 30m Ω max
Current Rating : Max 5.0A , 24VDC
Insulation Resistance : 100M Ω min. at DC 500V
Dielectric Withstand Voltage : AC 500V for one minute
Remark: ▲ : The Most Important Dimension

For Redference
僅供參考

RoHS&SVHC
Pb Free Process