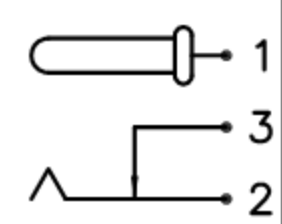
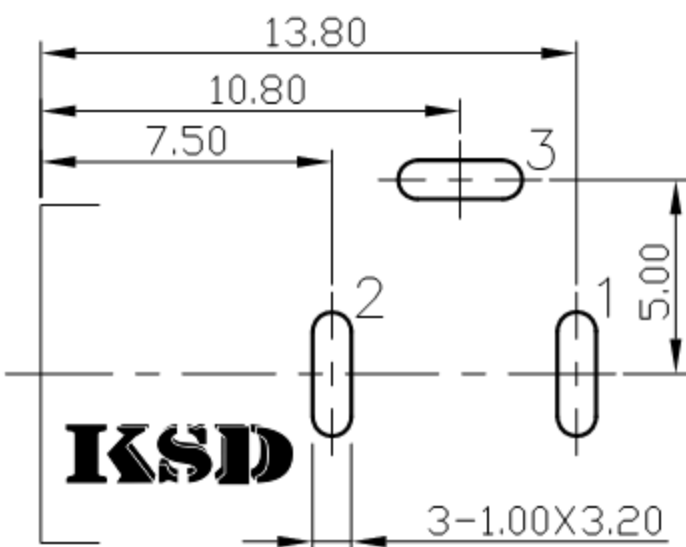
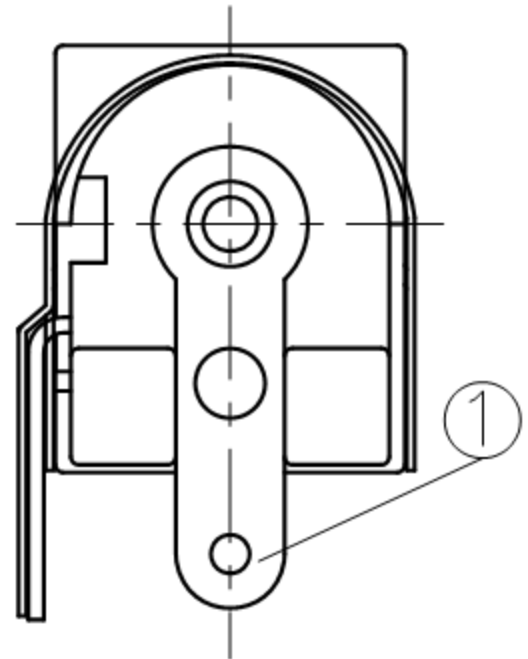
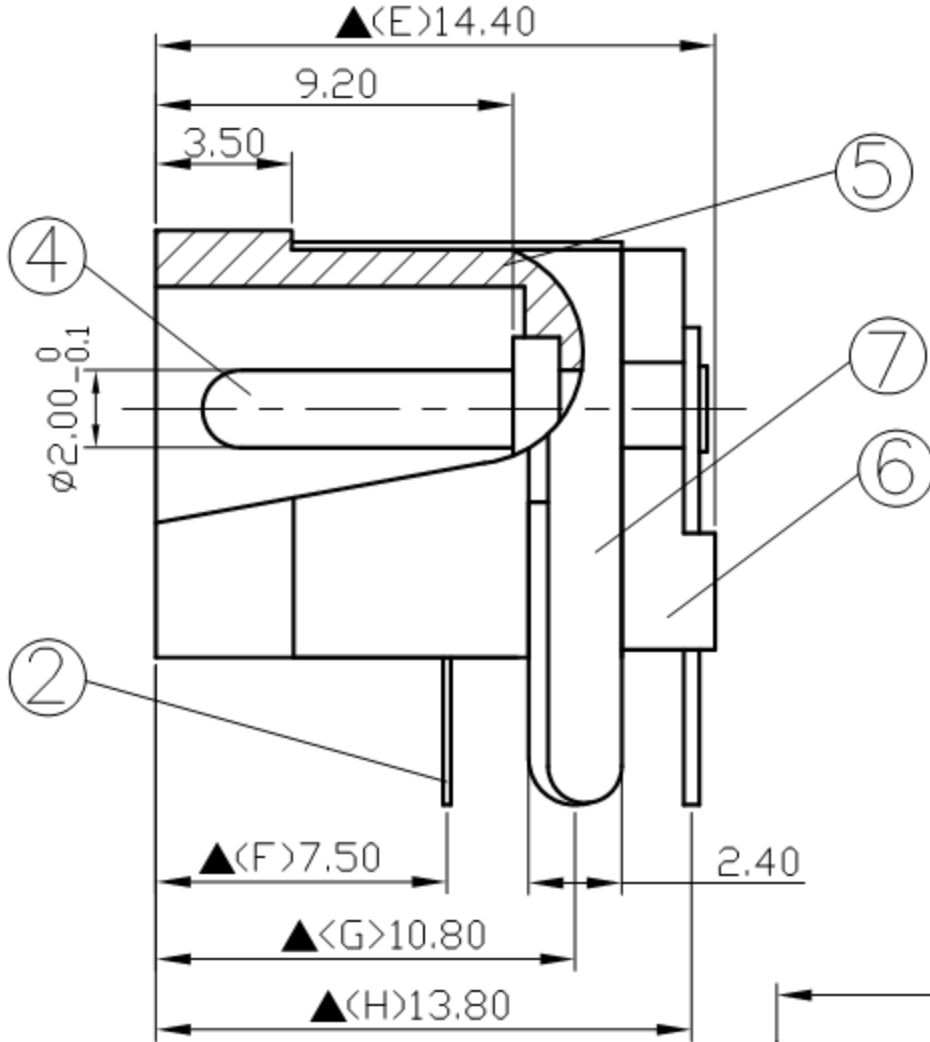
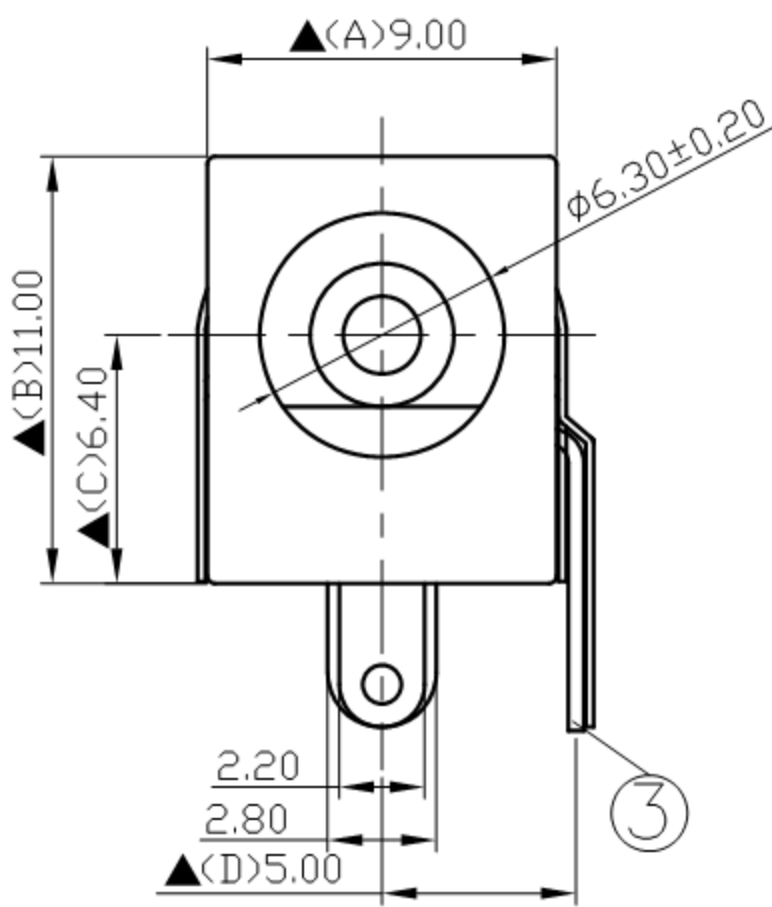



SCHEMATIC	
MODEL NO	C



7.	Panel Ground	0.2T Brass	1	Nickel Plated
6.	Cover	PBT+30%	1	Black Color
5.	Housing	PBT+15%	1	Black Color
4.	Pin(2.0φ)	Brass	1	Nickel Plated
3.	Break Terminal	0.4T Brass	1	Silver Plated
2.	Sleeve Spring	0.2T Phosphor Bronze	1	Silver Plated
1.	Pin Terminal	0.4T Brass	1	Silver Plated
NO.	Description	Material	Q'TY	Finish

 广东科斯达电子科技有限公司 GUANG DONG KE SI DA ELECTRONIC TECHNOLOGY CO., LTD.	DATE	DWN	CHKD	APVD	MANAGER
	10.07.2021	王平華			

PART NAME : DC POWER JACK	PART NUMBER: SCD453CCS011B00G	VERSION: 6.0
TOLERANCE : ±0.3mm UNLESS OTHERWISE SPECIFIED		UNIT: mm 
		SCALE: 1/1

Pin Hole Layout
(Jack Bottom View)

For Redference
僅供參考

RoHS&SVHC
Compliant

SPECIFICATIONS:
 Contact Resistance : 30mΩ max
 Current Rating : Max 5.0A , 24V DC
 Insulation Resistance : 100MΩ min. at DC 500V
 Dielectric Withstand Voltage : AC 500V for one minute
 Remark: ▲ : The Most Important Dimension