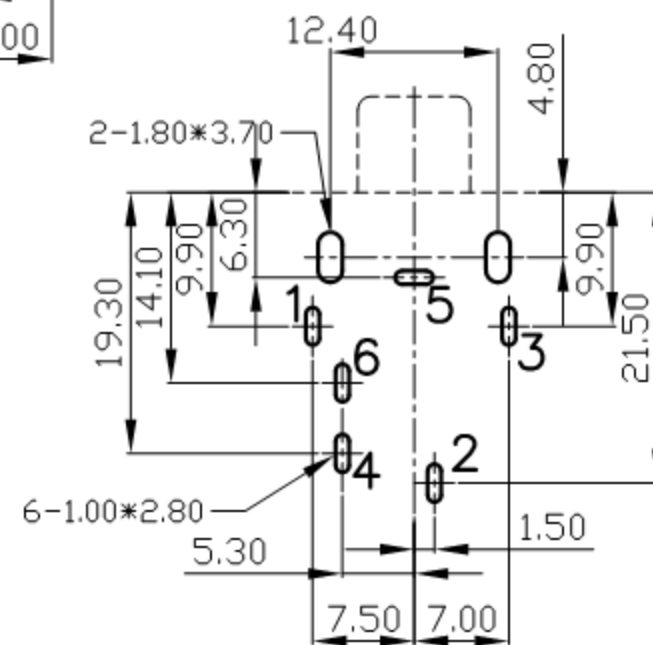
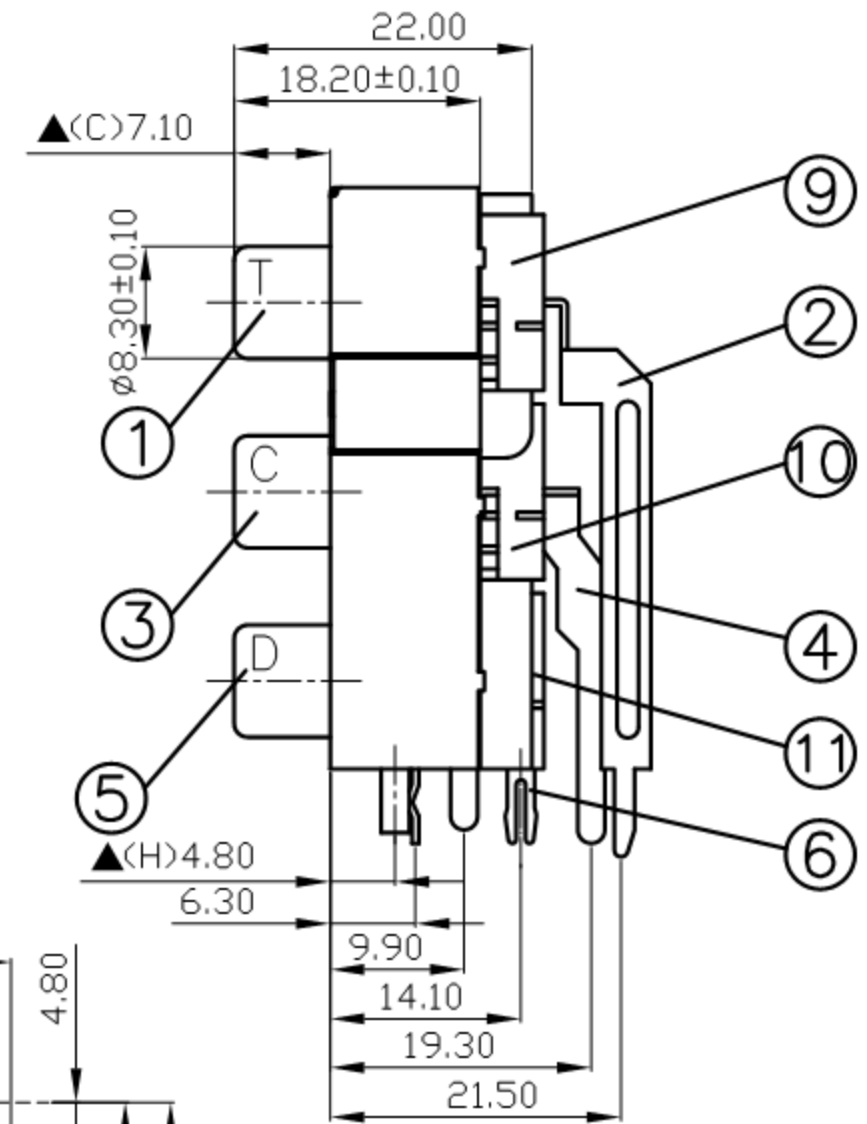
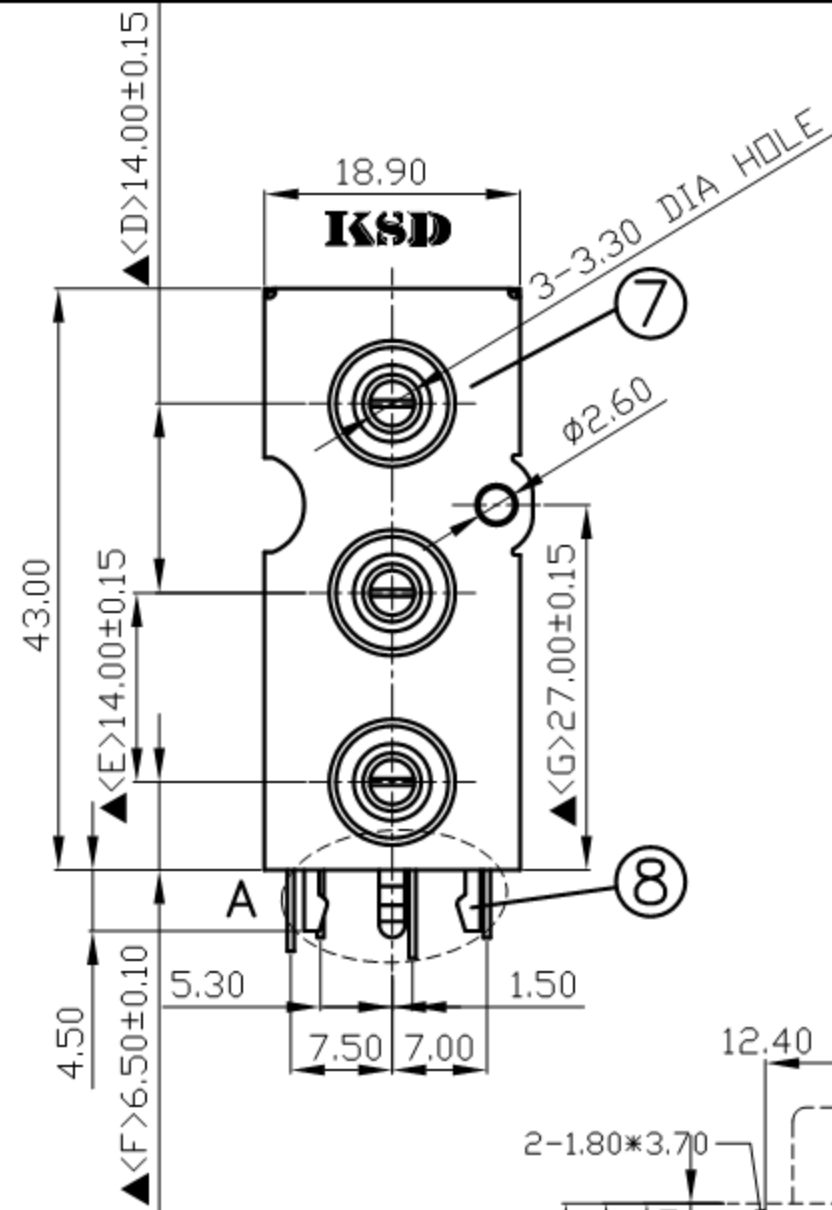


A部詳圖: (塑柱: 2/1)



Pin Hole Layout
(Jack Bottom View)

11.	Housing	PBT	1	Yellow Color
10.	Housing	PBT	1	White Color
9.	Housing	PBT	1	Red Color
8.	Base	ABS	1	Black Color
7.	Panel Ground	0.25T Stainless Steel	1	
6.	Contact Terminal D	0.5T Brass	1	Silver Plated
5.	Earth Terminal D	0.5T Brass	1	Nickel Plated
4.	Contact Terminal C	0.5T Brass	1	Silver Plated
3.	Earth Terminal C	0.5T Brass	1	Nickel Plated
2.	Contact Terminal T	0.5T Brass	1	Silver Plated
1.	Earth Terminal T	0.5T Brass	1	Nickel Plated
NO.	Description	Material	Q'TY	Finish

广东科斯达电子科技有限公司 GUANG DONG KE SI DA ELECTRONIC TECHNOLOGY CO., LTD.	DATE	DWN	CHKD	APVD	MANAGER
	09.06.2006				

PART NAME: PIN JACK	PART NUMBER: SCP645CNS234000G	VERSION: 3.0
---------------------	-------------------------------	--------------

TOLERANCE: ±0.3mm UNLESS OTHERWISE SPECIFIED	UNIT: mm	SCALE: 1/1
--	----------	------------

SPECIFICATIONS:
 Contact Resistance : 30mΩ max
 Insulation Resistance : 100MΩ min. at DC 500V
 Dielectric Withstanding Voltage: AC 500V for one minute
 Remark: ▲: The Most Important Dimension

RoHS Compliant
 For Reference 僅供參考