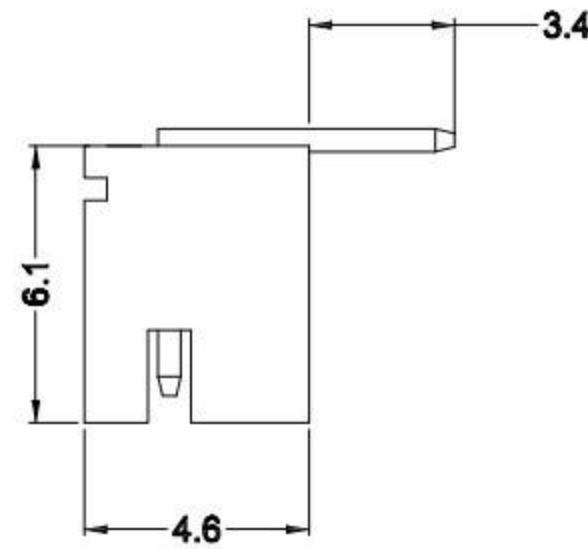
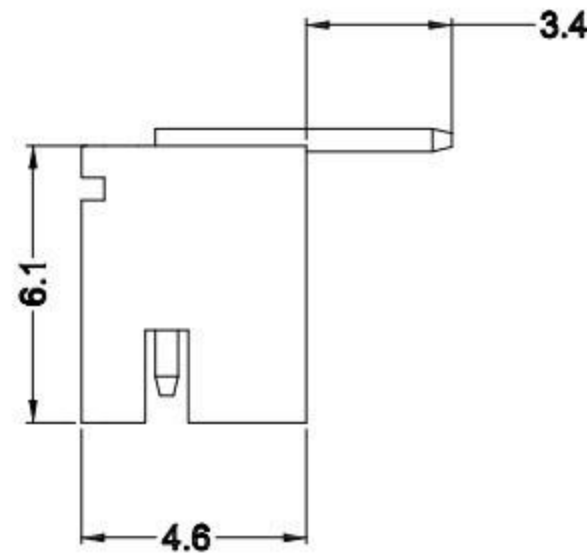
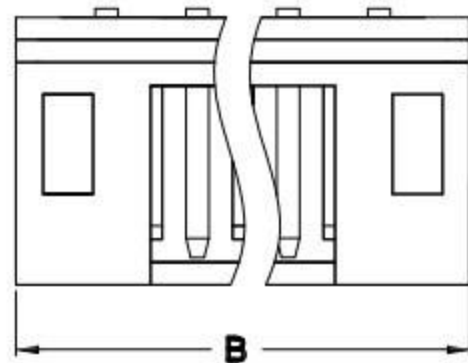




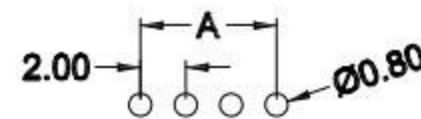
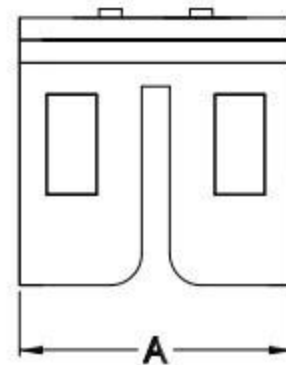
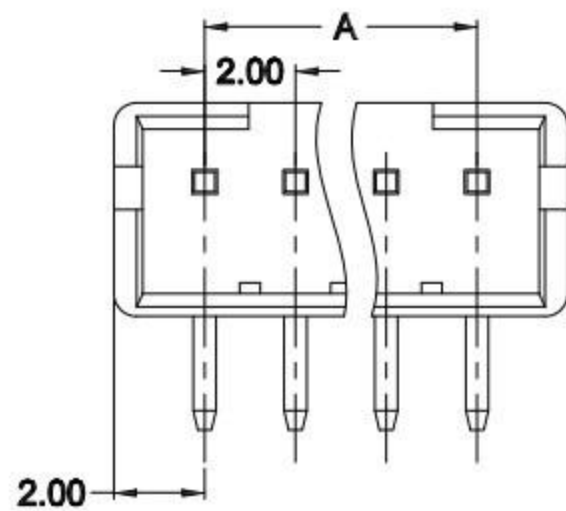
3 CIRCUITS OR MORE

2 CIRCUITS



SPECIFICATIONS

Current rating : 2.0A AC , DC
 Voltage rating : 100V AC , DC
 Temperature rating : -25°C ~ +85°C
 Insulation resistance : 1,000MΩ min.
 Withstand voltage : 800V AC/minute
 Contact resistance : 20mΩ /Max
 Material:
 Housing : Nylon 66, UL94V-2
 Pin : Brass / Tin-plated
 Contact : Phosphor Bronze



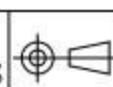
P.C.B LAYOUT MOUNTING PATTERN

PART NO.	Dimensions	
	A	B
WF-2001RD02	2.00	6.00
WF-2001RD03	4.00	8.00
WF-2001RD04	6.00	10.00
WF-2001RD05	8.00	12.00
WF-2001RD06	10.00	14.00
WF-2001RD07	12.00	16.00
WF-2001RD08	14.00	18.00
WF-2001RD09	16.00	20.00
WF-2001RD10	18.00	22.00
WF-2001RD11	20.00	24.00
WF-2001RD12	22.00	26.00
WF-2001RD13	24.00	28.00
WF-2001RD14	26.00	30.00
WF-2001RD15	28.00	32.00
WF-2001RD16	30.00	34.00
WF-2001RD17	32.00	36.00
WF-2001RD18	34.00	38.00

廣東科斯達電子科技有限公司

TOLERANCE UNLESS OTHERWISE STATED :
 Up to 5 ±0.2
 Above 5 ~ 15 ±0.3
 Above 15 ~ 30 ±0.4
 Above 30 ~ 50 ±0.5
 Angle ±0.3

3RD. ANGEL'S



UNITS MM

DRAWN BY: Jack Lu
 CHECKED BY: Jacky Chen
 APPROVED BY: Tony Kao
 DATE: 11/13/12

MAT'L	TITLE	CONNECTOR
FINISH	MODLE	WAFER 2.0 DIP 90度 不打K (JST)
SCALE: 1 : 1	DWG NO.	SIZE: A4
SHEET NO. 1 of 1	PART NO.	VER: R

ITEM NO.	DESCRIPTION	DRAWN	DATE