

NOTES:

1. MATERIAL:


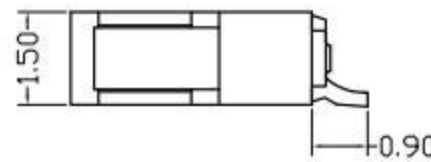
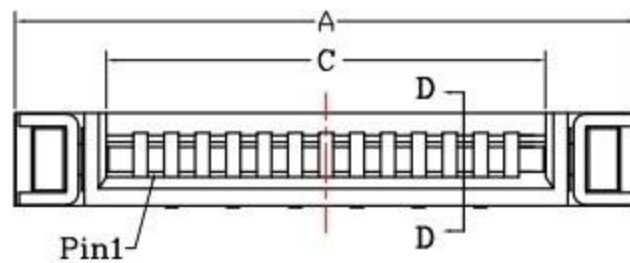
1.1 HOUSING: LCP,UL 94-V0

1.2 CONTACT: BRASS

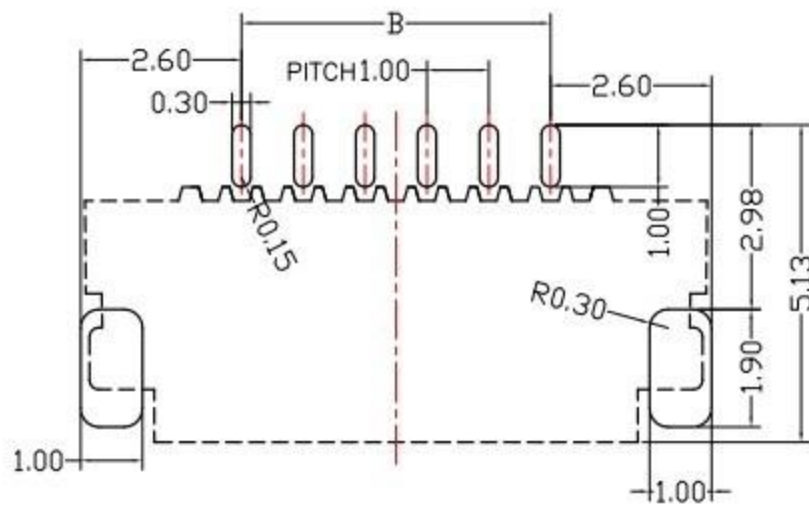
1.3 SOLDER PAD: BRASS

2. PLATING:

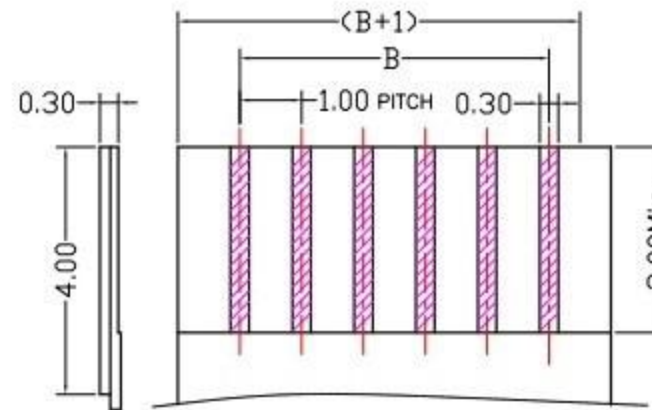
2.1 CONTACT: TIN PLATED ON NICKEL OVERALL



SECTION D-D



Recommended P.C.B Layout



Applicable FPC

PART NO.	Dimension		
	A	B	C
4P	8.03	3.00	5.07
5P	9.03	4.00	6.07
6P	10.03	5.00	7.07
7P	11.03	6.00	8.07
8P	12.03	7.00	9.07
9P	13.03	8.00	10.07
10P	14.03	9.00	11.07
11P	15.03	10.00	12.07
12P	16.03	11.00	13.07
13P	17.03	12.00	14.07
14P	18.03	13.00	15.07
15P	19.03	14.00	16.07
16P	20.03	15.00	17.07
17P	21.03	16.00	18.07
18P	22.03	17.00	19.07
19P	23.03	18.00	20.07
20P	24.03	19.00	21.07
21P	25.03	20.00	22.07
22P	26.03	21.00	23.07
23P	27.03	22.00	24.07
24P	28.03	23.00	25.07
25P	29.03	24.00	26.07
26P	30.03	25.00	27.07
27P	31.03	26.00	28.07
28P	32.03	27.00	29.07
29P	33.03	28.00	30.07
30P	34.03	29.00	31.07

廣東科斯達電子科技有限公司

TOLERANCE UNLESS OTHERWISE STATED:  
 Up to 5 ±0.2  
 Above 5 - 15 ±0.3  
 Above 15 - 30 ±0.4  
 Above 30 - 50 ±0.5  
 Angle ±0.3°

3RD. ANGEL'S



UNITS

MM

DRAWN BY: Jack Lu  
 CHECKED BY: Jacky Chen  
 APPROVED BY: Tony Kao  
 DATE: 05/19/15

MAT'L		TITLE	CONNECTOR
FINISH		MODLE	FPC 1.0mm 雙接觸 H:1.50mm
SCALE	1 : 1	DWG NO.	
SHEET NO.	1 of 1	PART NO.	
		SIZE	A4
		VER	R

ITEM NO. DESCRIPTION DRAWN DATE