

3D VIEW

NOTES:

1. MATERIAL:

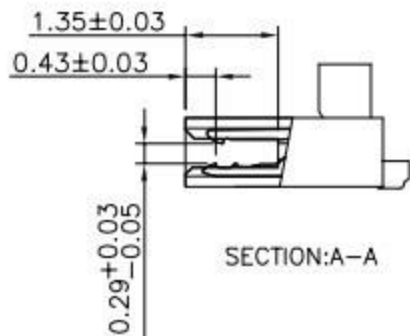
HOUSING: HIGHT-TEMP PLASTIC,UL 94-V0,COLOR:NATURE;
COVER: HIGHT-TEMP PLASTIC,UL 94-V0,COLOR:BLACK;
CONTACT: COPPER ALLOY;
LEG: COPPER ALLOY;

2. PLATING:

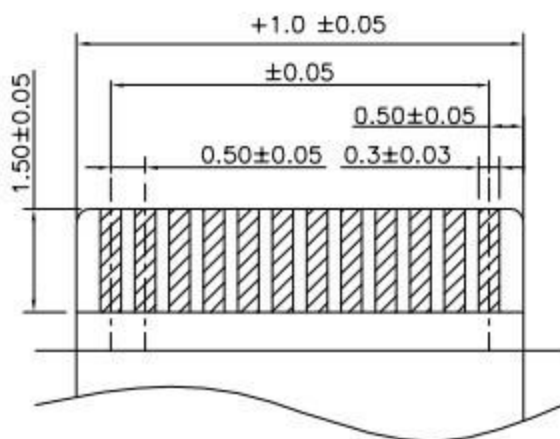
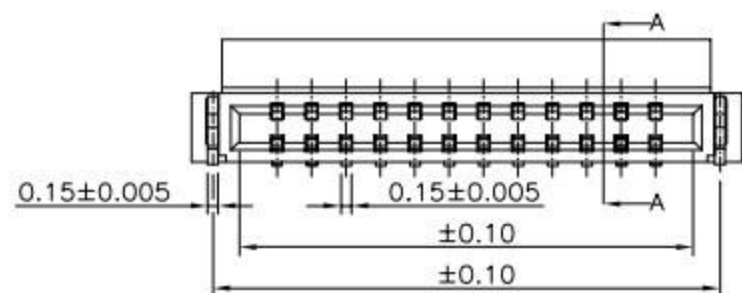
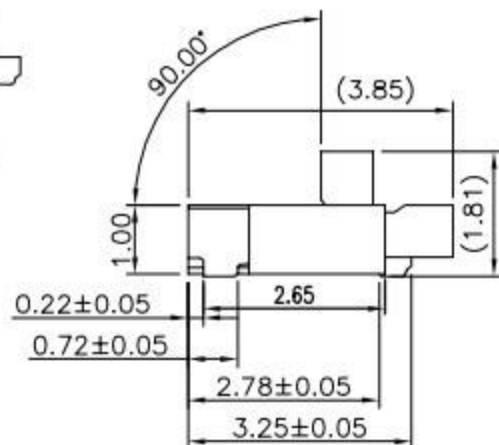
CONTACT: GOLD OR TIN PLATED ON NICKEL OVERALL.
LEG: TIN PLATED ON NICKEL OVERALL.

3. RATING:

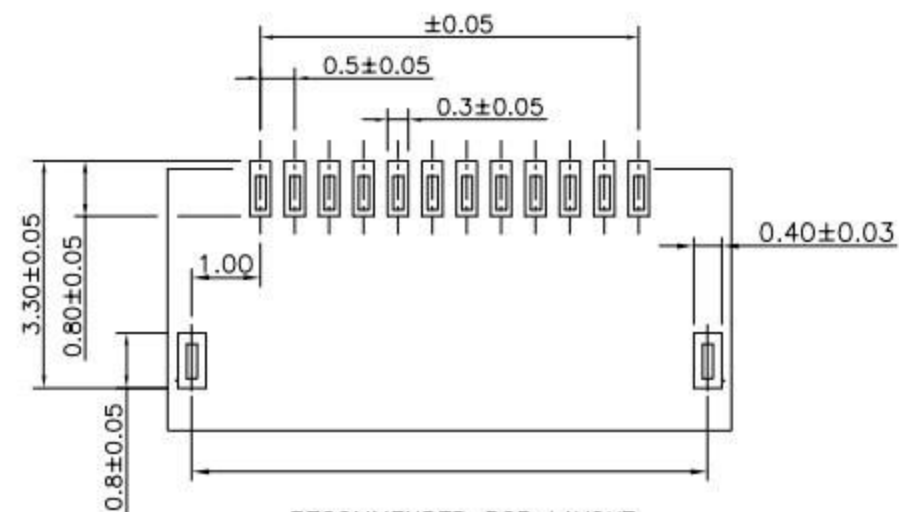
CURRENT RATING: 0.5A AC/DC
VOLTAGE RATING: 25V AC/DC
TEMPERATURE RANGE: -25°C~+85°C;



SECTION:A-A



APPLICABLE FPC DIMENSION(REF)
(THICKNESS 0.30±0.03)



RECOMMENDED PCB LAYOUT
TOLERANCE±0.05
(N=CIRCUITS)

PIN	A	B	C	D	PIN	A	B	C	D
4	4.00	1.50	2.60	3.37	33	18.50	16.00	17.10	17.87
5	4.50	2.00	3.10	3.87	34	19.00	16.50	17.60	18.37
6	5.00	2.50	3.60	4.37	35	19.50	17.00	18.10	18.87
7	5.50	3.00	4.10	4.87	36	20.00	17.50	18.60	19.37
8	6.00	3.50	4.60	5.37	37	20.50	18.00	19.10	19.87
9	6.50	4.00	5.10	5.87	38	21.00	18.50	19.60	20.37
10	7.00	4.50	5.60	6.37	39	21.50	19.00	20.10	20.87
11	7.50	5.00	6.10	6.87	40	22.00	19.50	20.60	21.37
12	8.00	5.50	6.60	7.37	41	22.50	20.00	21.10	21.87
13	8.50	6.00	7.10	7.87	42	23.00	20.50	21.60	22.37
14	9.00	6.50	7.60	8.37	43	23.50	21.00	22.10	22.87
15	9.50	7.00	8.10	8.87	44	24.00	21.50	22.60	23.37
16	10.00	7.50	8.60	9.37	45	24.50	22.00	23.10	23.87
17	10.50	8.00	9.10	9.87	46	25.00	22.50	23.60	24.37
18	11.00	8.50	9.60	10.37	47	25.50	23.00	24.10	24.87
19	11.50	9.00	10.10	10.87	48	26.00	23.50	24.60	25.37
20	12.00	9.50	10.60	11.37	49	26.50	24.00	25.10	25.87
21	12.50	10.00	11.10	11.87	50	27.00	24.50	25.60	26.37
22	13.00	10.50	11.60	12.37	51	27.50	25.00	26.10	26.87
23	13.50	11.00	12.10	12.87	52	28.00	25.50	26.60	27.37
24	14.00	11.50	12.60	13.37	53	28.50	26.00	27.10	27.87
25	14.50	12.00	13.10	13.87	54	29.00	26.50	27.60	28.37
26	15.00	12.50	13.60	14.37	55	29.50	27.00	28.10	28.87
27	15.50	13.00	14.10	14.87	56	30.00	27.50	28.60	29.37
28	16.00	13.50	14.60	15.37	57	30.50	28.00	29.10	29.87
29	16.50	14.00	15.10	15.87	58	31.00	28.50	29.60	30.37
30	17.00	14.50	15.60	16.37	59	31.50	29.00	30.10	30.87
31	17.50	15.00	16.10	16.87	60	32.00	29.50	30.60	31.37
32	18.00	15.50	16.60	17.37					

UNITS
mm

MAT'L

廣東科斯達電子科技有限公司

PART NO.(INTENDED USE)

TITLE:

FPC 0.5Pitch 1.0H前插后掀

APPD:

DWG NO.:

CHKD:

DR: HU 2019.07.1



SCALE
1/1

SHEET
1/1

REV.
A

X ± 0.3	X' ± 5'	FINISH
.X ± 0.25	.X' ± 2'	
.XX ± 0.20	.XX' ± 1'	Q'TY
.XXX ± 0.10	.XXX' ± 0.5'	