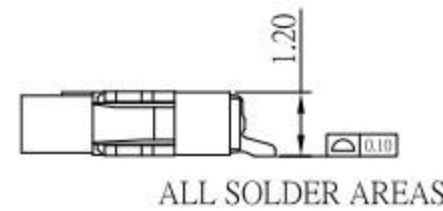
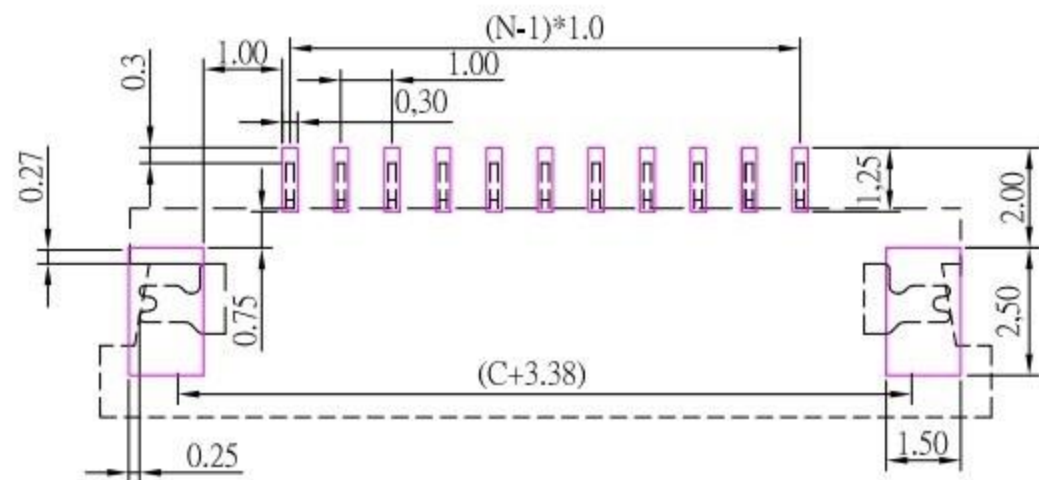



**APPLICABLE FFC**



PIN	DIM, A	DIM, B	DIM, C	DIM, D
04	10.50	9.30	3.00	5.08
05	11.50	10.30	4.00	6.08
06	12.50	11.30	5.00	7.58
07	13.50	12.30	6.00	8.08
08	14.50	13.30	7.00	9.58
09	15.50	14.30	8.00	10.08
10	16.50	15.30	9.00	11.58
11	17.50	16.30	10.00	12.08
12	18.50	17.30	11.00	13.58
13	19.50	18.30	12.00	14.08
14	20.50	19.30	13.00	15.58
15	21.50	20.30	14.00	16.08
16	22.50	21.30	15.00	17.58
17	23.50	22.30	16.00	18.08
18	24.50	23.30	17.00	19.58
19	25.50	24.30	18.00	20.08
20	26.50	25.30	19.00	21.58
21	27.50	26.30	20.00	22.08
22	28.50	27.30	21.00	23.58
23	29.50	28.30	22.00	24.08
24	30.50	29.30	23.00	25.58
25	31.50	30.30	24.00	26.08
26	32.50	31.30	25.00	27.58
27	33.50	32.30	26.00	28.08
28	34.50	33.30	27.00	29.58
29	35.50	34.30	28.00	30.08



**RECOMMENDED PCB LAYOUT**

**SPECIFICATIONS**

Electrical Characteristics:

- 1.1 Voltage rating: 50V AC / DC
- 1.2 Current rating: 0.4A AC / DC
- 1.3 Temperature range: -55°C ~ +85°C

Material:

- 1.1 Housing: LCP, UL94V-0,Nature
- 1.2 Actuator: LCP, UL94V-0,Black
- 1.3 Contact: Phosphor Bronze,Tin Plated
- 1.4 Stopper: Brass,Tin Plated

**廣東科斯達電子科技有限公司**

ITEM NO.	DESCRIPTION	DRAWN	DATE
2	新增PCB LAYOUT尺寸	Jack	110617
1	更新圖面尺寸	Jack	051817

TOLERANCE UNLESS OTHERWISE STATED:		Up to 5 ±0.2	Above 5 ~ 15 ±0.3	Above 15 ~ 30 ±0.4	Above 30 ~ 50 ±0.5	Angle ±0.3°
3RD. ANGEL'S	UNITS	MM				

DRAWN BY:	DATE	MAT'L	TITLE	CONNECTOR
Jack Lu	11/06/17		MODLE	FPC 上接抽屜式 H:1.2mm
CHECKED BY:	DATE	FINISH	DWG NO.	SIZE
Jacky Chen	11/06/17			A4
APPROVED BY:	DATE	SCALE	PART NO.	VER
Tony Kao	11/06/17	1 : 1		R2
SHEET NO.	1 of 1			