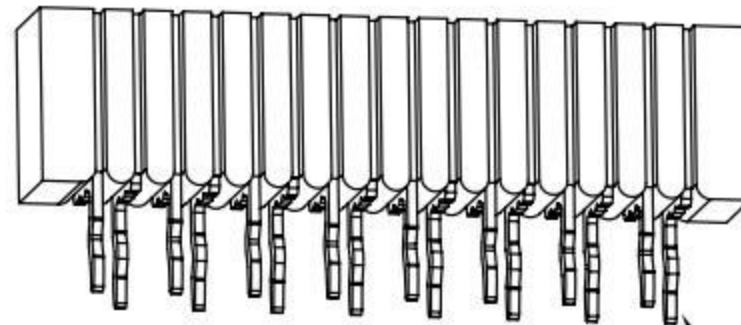


性能:

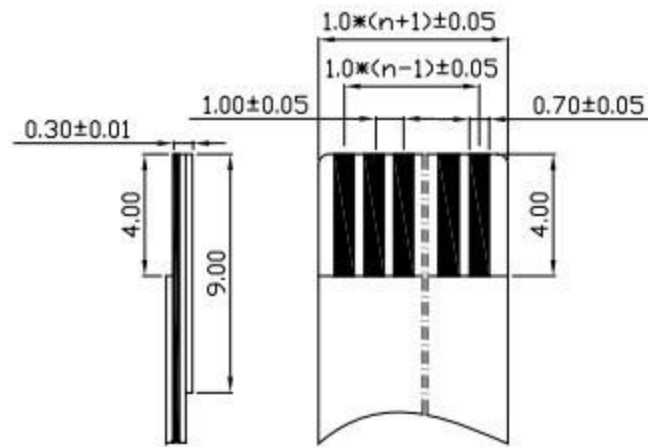
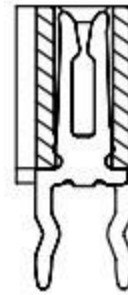
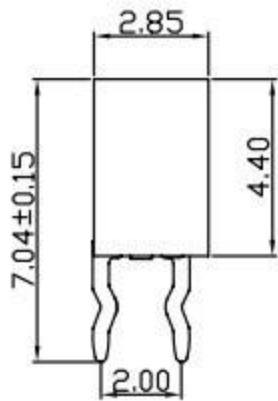
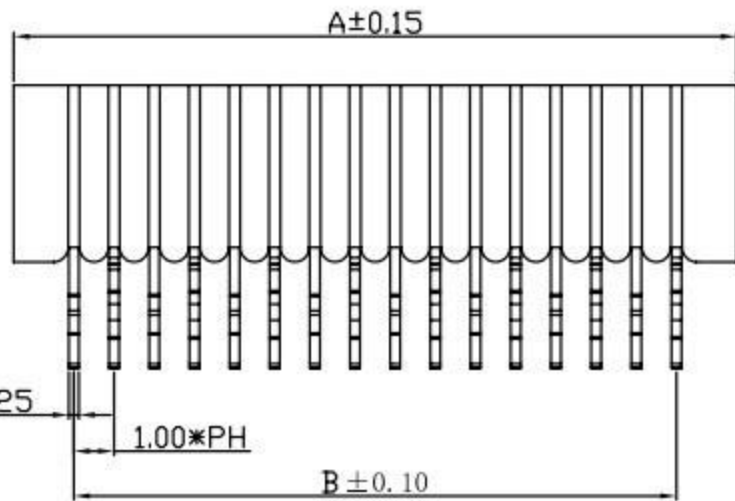
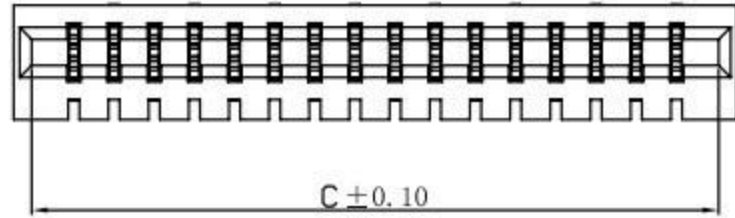
额定电流: 0.5A  
 额定电压: 50V  
 耐电压: 500V  
 接触电阻: 30mΩ  
 绝缘电阻: 800MΩ  
 工作温度: -20℃ ~ +85℃

塑件(材质): LCP BLACK, UL94V-0  
 插簧(材质): 磷青铜, 镀锡/镀金

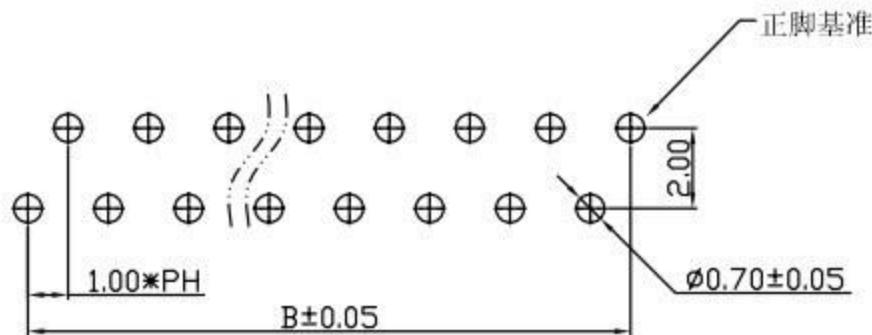


正脚基准

孔位	A	B	C
4	6.00	3.00	5.10
5	7.00	4.00	6.10
6	8.00	5.00	7.10
7	9.00	6.00	8.10
8	10.00	7.00	9.10
9	11.00	8.00	10.10
10	12.00	9.00	11.10
11	13.00	10.00	12.10
12	14.00	11.00	13.10
13	15.00	12.00	14.10
14	16.00	13.00	15.10
15	17.00	14.00	16.10
16	18.00	15.00	17.10
17	19.00	16.00	18.10
18	20.00	17.00	19.10
19	21.00	18.00	20.10
20	22.00	19.00	21.10
21	23.00	20.00	22.10
22	24.00	21.00	23.10
23	25.00	22.00	24.10
24	26.00	23.00	25.10
25	27.00	24.00	26.10
26	28.00	25.00	27.10
27	29.00	26.00	28.10
28	30.00	27.00	29.10
29	31.00	28.00	30.10
30	32.00	29.00	31.10
31	33.00	30.00	32.10
32	34.00	31.00	33.10
33	35.00	32.00	34.10
34	36.00	33.00	35.10
35	37.00	34.00	36.10



适用扁平电缆



PCB LAYOUT

X ± 0.3	X° ± 5°	UNITS	mm
.X ± 0.25	.X° ± 2°	MAT'L	
.XX ± 0.20	.XX° ± 1°	FINISH	
.XXX ± 0.10	.XXX° ± 0.5°	QTY	
THESE DRAWINGS AND SPECIFICATIONS ARE THE PROPERTY OF DE RUI ELECTRON FACTORY AND SHALL NOT BE REPRODUCED, COPIED OR USED IN ANY MANNER WITHOUT THE PRIOR WRITTEN CONSENT OF DE RUI ELECTRON FACTORY			

<b>廣東科斯達電子科技有限公司</b>	
PART NO. (INTENDED USE)	TITLE: 1.0mm FPC(双面接) 直针
APPD:	DWG NO.:
CHKD:	
DR: huang sheng 2013/03/29	

SCALE	SHEET	REV.
1/1	1/1	A