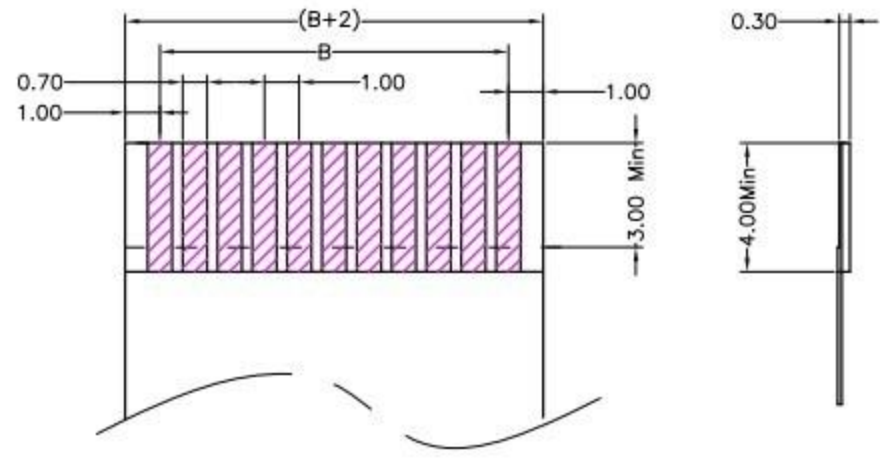
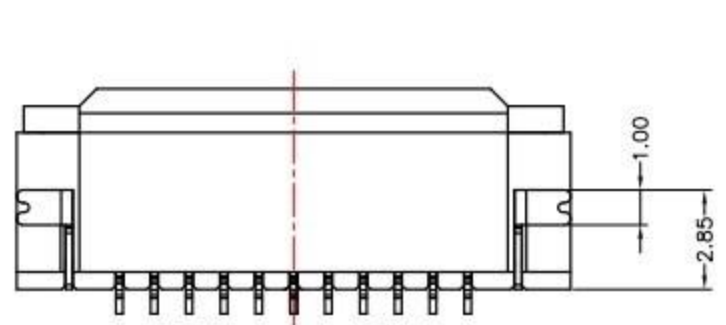
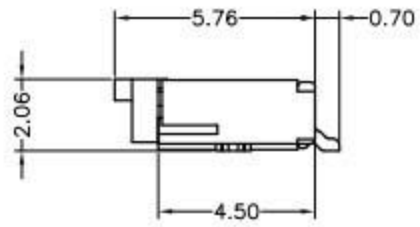
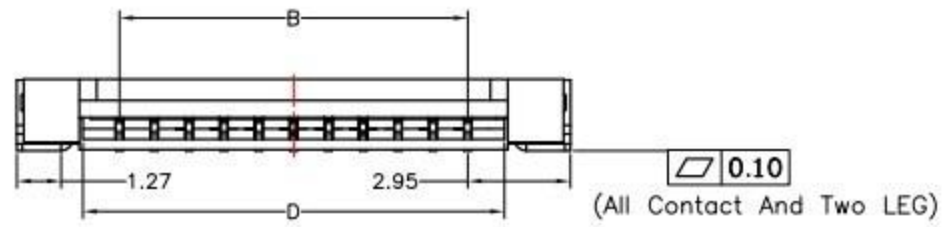


FPC/FFC Insert Direction

RECOMMEND PCB LAYOUT



APPLICABLE FFC

NOTES:

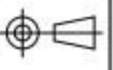
1. MATERIAL:
 - 1.1 HOUSING: LCP,UL 94-V0,COLOR:NATURE
 - 1.2 ACTUATOR: LCP,UL 94-V0,COLOR:BLACK
 - 1.3 CONTACT: PHOSPHOR BRONZE
 - 1.4 LEG: BRASS
2. PLATING:
 - 2.1 CONTACT: GOLD OR TIN PLATED ON NICKEL OVERALL
 - 2.2 LEG: TIN PLATED ON NICKEL OVERALL
3. RATING:
 - 3.1 CURRENT RATING: 0.4A AC / DC
 - 3.2 VOLTAGE RATING: 50V AC / DC
 - 3.3 TEMPERATURE RANGE: -25°C ~ +85°C

| Number of Contacts | Dimension | | | |
|--------------------|-----------|-------|-------|-------|
| | A | B | C | D |
| 04 | 8.90 | 3.00 | 8.50 | 5.10 |
| 05 | 9.90 | 4.00 | 9.50 | 6.10 |
| 06 | 10.90 | 5.00 | 10.50 | 7.10 |
| 07 | 11.90 | 6.00 | 11.50 | 8.10 |
| 08 | 12.90 | 7.00 | 12.50 | 9.10 |
| 09 | 13.90 | 8.00 | 13.50 | 10.10 |
| 10 | 14.90 | 9.00 | 14.50 | 11.10 |
| 11 | 15.90 | 10.00 | 15.50 | 12.10 |
| 12 | 16.90 | 11.00 | 16.50 | 13.10 |
| 13 | 17.90 | 12.00 | 17.50 | 14.10 |
| 14 | 18.90 | 13.00 | 18.50 | 15.10 |
| 15 | 19.90 | 14.00 | 19.50 | 16.10 |
| 16 | 20.90 | 15.00 | 20.50 | 17.10 |
| 17 | 21.90 | 16.00 | 21.50 | 18.10 |
| 18 | 22.90 | 17.00 | 22.50 | 19.10 |
| 19 | 23.90 | 18.00 | 23.50 | 20.10 |
| 20 | 24.90 | 19.00 | 24.50 | 21.10 |
| 21 | 25.90 | 20.00 | 25.50 | 22.10 |
| 22 | 26.90 | 21.00 | 26.50 | 23.10 |
| 23 | 27.90 | 22.00 | 27.50 | 24.10 |
| 24 | 28.90 | 23.00 | 28.50 | 25.10 |
| 25 | 29.90 | 24.00 | 29.50 | 26.10 |
| 26 | 30.90 | 25.00 | 30.50 | 27.10 |
| 27 | 31.90 | 26.00 | 31.50 | 28.10 |
| 28 | 32.90 | 27.00 | 32.50 | 29.10 |
| 29 | 33.90 | 28.00 | 33.50 | 30.10 |
| 30 | 34.90 | 29.00 | 34.50 | 31.10 |
| 31 | 35.90 | 30.00 | 35.50 | 32.10 |
| 32 | 36.90 | 31.00 | 36.50 | 33.10 |

廣東科斯達電子科技有限公司

TOLERANCE UNLESS OTHERWISE STATED:
 Up to 5 ±0.2
 Above 5 - 15 ±0.3
 Above 15 - 30 ±0.4
 Above 30 - 50 ±0.5
 Angle ±0.3

3RD. ANGEL'S



UNITS MM

DRAWN BY: Jack Lu
 CHECKED BY: Jacky Chen
 APPROVED BY: Tony Kao

DATE: 04/24/15
 DATE: 04/24/15
 DATE: 04/24/15

| | | |
|-----------|----------|------------------------|
| MAT'L | TITLE | CONNECTOR |
| FINISH | MODLE | FPC 1.0mm 掀蓋式 H:2.06mm |
| SCALE | DWG NO. | |
| SHEET NO. | PART NO. | |
| | SIZE | A4 |
| | VER | R |

| ITEM NO | DESCRIPTION | DRAWN | DATE |
|---------|-------------|-------|------|
| | | | |
| | | | |
| | | | |
| | | | |