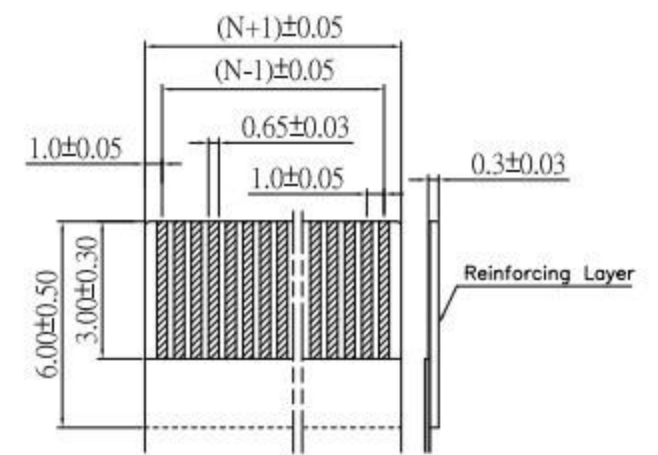
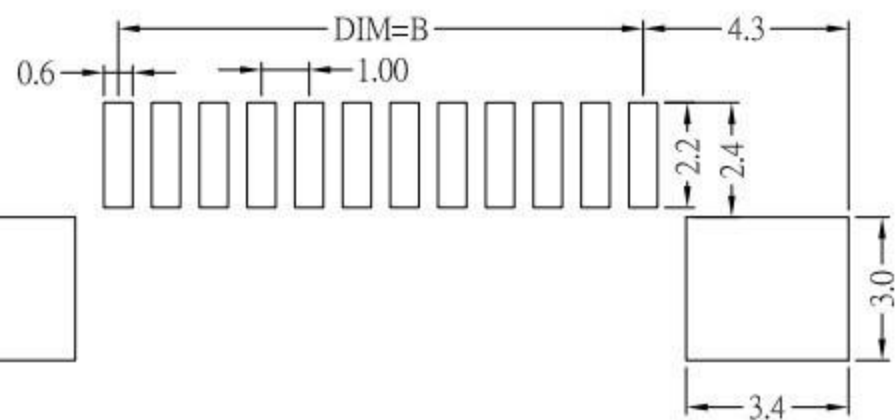
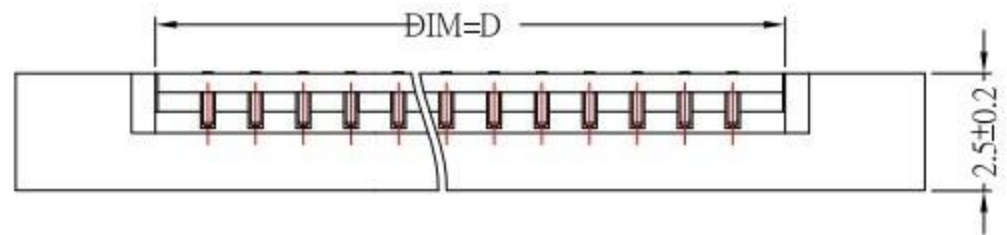


上接触



RECOMMENDED FFC/FPC DIM.



RECOMMENDED PCB LAYOUT

SPECIFICATIONS

Electrical Characteristics:

- 1.1 Voltage rating: 50V
- 1.2 Current rating: 0.5A
- 1.3 Temperature range: -20°C~+85°C
- 1.4 Withstand Voltage: 500V AC / Minute
- 1.5 Contact Resistance: 20mΩ MAX
- 1.6 Insulation resistance: 800MΩ MIN

Material:

- 1.1 Housing: LCP
- 1.2 Contact: Phosphor Bronze, Tin PLated
- 1.3 Fitting Nail: Phosphor Bronze, Tin PLated
- 1.4 Slider: LCP

PIN數	DIM=A	DIM=B	DIM=C	DIM=D
04	9.1	3.0	11.00	5.1
05	10.1	4.0	12.00	6.1
06	11.1	5.0	13.00	7.1
07	12.1	6.0	14.00	8.1
08	13.1	7.0	15.00	9.1
09	14.1	8.0	16.00	10.1
10	15.1	9.0	17.00	11.1
11	16.1	10.0	18.00	12.1
12	17.1	11.0	19.00	13.1
13	18.1	12.0	20.00	14.1
14	19.1	13.0	21.00	15.1
15	20.1	14.0	22.00	16.1
16	21.1	15.0	23.00	17.1
17	22.1	16.0	24.00	18.1
18	23.1	17.0	25.00	19.1
20	25.1	19.0	27.00	21.1
22	27.1	21.0	29.00	23.1
24	29.1	23.0	31.00	25.1
25	30.1	24.0	32.00	26.1
26	31.1	25.0	33.00	27.1
28	33.1	27.0	35.00	29.1
30	35.1	29.0	37.00	31.1
32	37.1	31.0	39.00	33.1
34	39.1	33.0	41.00	35.1
35	40.1	34.0	42.00	36.1
36	41.1	35.0	43.00	37.1
40	45.1	39.0	47.00	41.1

廣東科斯達電子科技有限公司

TOLERANCE UNLESS OTHERWISE STATED :
 Up to 5 ±0.2
 Above 5 ~ 15 ±0.3
 Above 15 ~ 30 ±0.4
 Above 30 ~ 50 ±0.5
 Angle ±0.3°

3RD. ANGEL'S



UNITS MM

DRAWN BY: Jack Lu
 DATE: 03/13/19

CHECKED BY: Jacky Chen
 DATE: 03/13/19

APPROVED BY: Tony Kao
 DATE: 03/13/19

MAT'L	TITLE	CONNECTOR
FINISH	MODLE	FPC 1.0 K 型 抽屜上接
SCALE 1:1	DWG NO.	SIZE A4
SHEET NO. 1 of 1	PART NO.	VER R