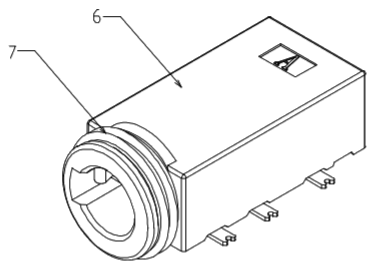
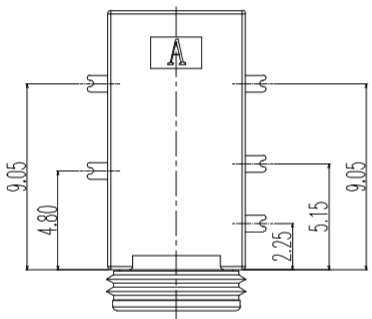


ZONE	SYMBOL	REVISION	APPROVAL	DATE
A		INITIAL	Lucky	06/20/20'

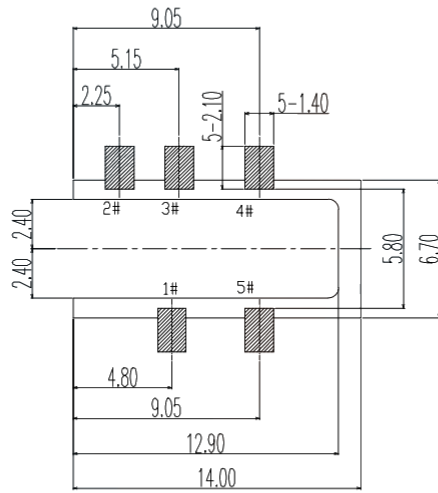
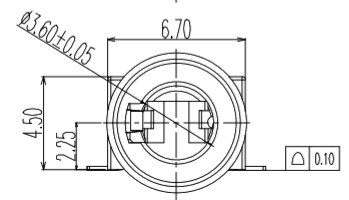


3D VIEW

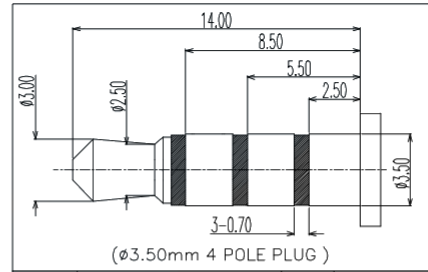
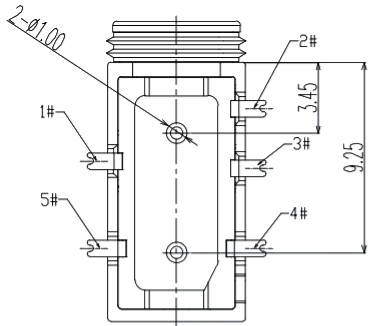
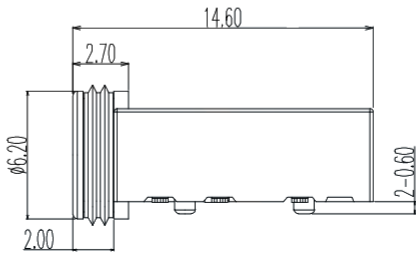


IP-X7
30min/1m

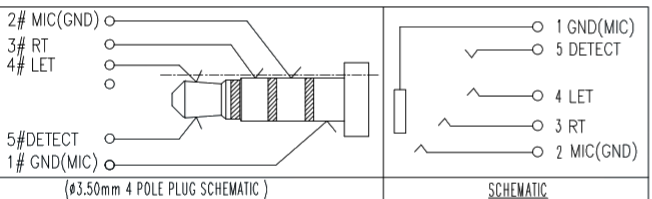
1. CONTACT CURRENT RATING: 1A.
2. CONTACT RESISTANCE: 100 mΩ MAX.;
3. INSULATION RESISTANCE: 100MΩ MIN.;
4. DIELECTRIC WITHSTANDING: 500V AC MIN.;
5. DURABILITY: 5,000 CYCLES MIN.;
6. CONNECTOR MATING FORCES: 30N MAX.;
7. CONNECTOR UNMATING FORCES: 3N MIN.;
8. TERPROOF LEVEL: IP67;



P.C.B LAYOUT
BOTTOM VIEW



(φ3.50mm 4 POLE PLUG)



⑦	Contact_5	⑤	1	Copper Alloy	NICKEL UNDER PLATING OVERALL, GOLD FLASH PLATING ON SOLDER AREA ;GOLD FLASH PLATING ON CONTACT AREA	T=0.20mm
⑥	Contact_4	④	1	Copper Alloy		T=0.20mm
⑤	Contact_3	③	1	Copper Alloy		T=0.20mm
④	Contact_2	②	1	Copper Alloy		T=0.20mm
③	Contact_1	①	1	STAINLESS STEEL		T=0.20mm
②	Separator		1	HIGH TEMP	BLACK,UL94V-0	
①	Housing		1	HIGH TEMP	BLACK,UL94V-0	
NO.	PART NAME	QTY	MATERIAL	DESCRIPTION	REMARK	

广东科斯达电子科技有限公司
KSDKG Guang dong Keside Electronic Technology Co., Ltd.

PART NAME	3.5mm STEREO JACK	TOLERANCE UNLESS OTHERWISE SPECIFIED:	0.0±0.2 0.00±0.1 0.000±0.05	UNIT: mm	
PART NO.					

DRAWING:	Lucky	DATE:	2020.20.06	SCALE	5: 1
CHECK:	liao Y K	DATE:	2020.20.06	MATERIAL	*
APPROVAL:	Abel	DATE:	2020.20.06	DRG. no.	A
DRAWING NO.	ZL-1838-CP-001			SHEET	1/1