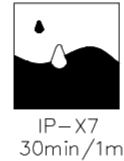
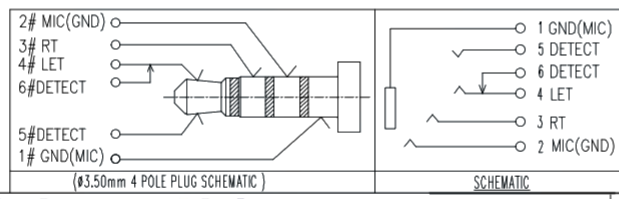
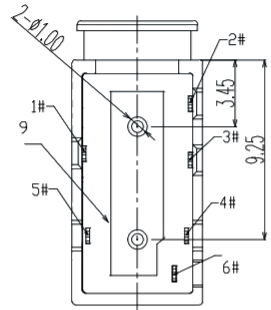
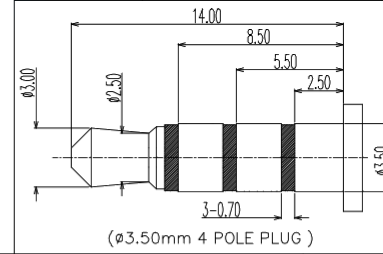
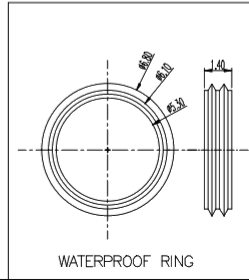
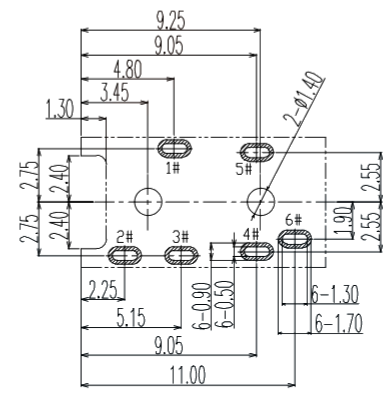
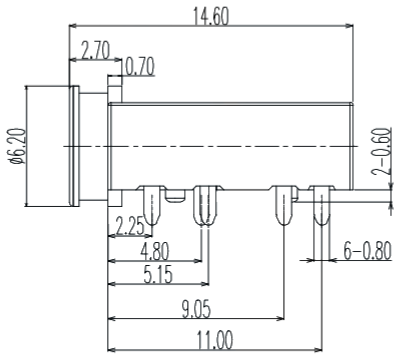
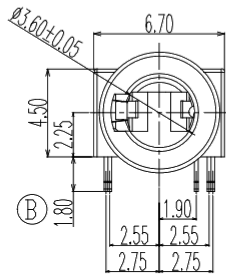


ZONE	SYMBOL	REVISION	APPROVAL	DATE
A		INITIAL	Lucky	2021. 10. 27



- CONTACT CURRENT RATING: 1A.
- CONTACT RESISTANCE: 100 mΩ MAX.;
- INSULATION RESISTANCE: 100MΩ MIN.;
- DIELECTRIC WITHSTANDING: 500V AC MIN.;
- DURABILITY: 5,000 CYCLES MIN.;
- CONNECTOR MATING FORCES: 30N MAX.;
- CONNECTOR UNMATING FORCES: 3N MIN.;
- TERPROOF LEVEL: IP67;



ITEM	NAME	Q'TY	DESCRIPTION	NOTE
9	COVER	1	HIGH TEMPERATURE PLASTIC MATERIALE; COLOR BLACK	
8	WATERPROOF RING	1	SILICA GEL	
7	HOUSING	1	HIGH TEMPERATURE PLASTIC MATERIALE; COLOR BLACK	
6	TERMINAL 6#	1	COPPER ALLOY; NICKEL UNDER PLATING OVERALL;GOLD FLASH PLATING ON SOLDER AREA ;GOLD FLASH PLATING ON CONTACT AREA	T=0.20mm
5	TERMINAL 5#	1	COPPER ALLOY; NICKEL UNDER PLATING OVERALL;GOLD FLASH PLATING ON SOLDER AREA ;GOLD FLASH PLATING ON CONTACT AREA	T=0.20mm
4	TERMINAL 4#	1	COPPER ALLOY; NICKEL UNDER PLATING OVERALL;GOLD FLASH PLATING ON SOLDER AREA ;GOLD FLASH PLATING ON CONTACT AREA	T=0.20mm
3	TERMINAL 3#	1	COPPER ALLOY; NICKEL UNDER PLATING OVERALL;GOLD FLASH PLATING ON SOLDER AREA ;GOLD FLASH PLATING ON CONTACT AREA	T=0.20mm
2	TERMINAL 2#	1	COPPER ALLOY; NICKEL UNDER PLATING OVERALL;GOLD FLASH PLATING ON SOLDER AREA ;GOLD FLASH PLATING ON CONTACT AREA	T=0.20mm
1	TERMINAL 1#	1	STAINLESS STEEL; NICKEL UNDER PLATING OVERALL;GOLD FLASH PLATING ON SOLDER AREA ;GOLD FLASH PLATING ON CONTACT AREA	T=0.20mm

**广东科斯达电子科技有限公司**  
KSDKG Guang dong Keside Electronic Technology Co., Ltd.

PART NAME:	3.5mm STEREO JACK	TOLERANCE UNLESS OTHERWISE SPECIFIED:	0.0±0.3 0.00±0.2 0.000±0.15	UNIT:	mm
PART NO.					

DESIGN		DATE	2021. 10. 27	SCALE	1 : 1
DRAWING	Lucky	DATE	2021. 10. 27	MATERIAL	*
CHECK	liao Y K	DATE	2021. 10. 27	DWG. no.	
APPROVAL	Abel	DATE	2021. 10. 27	SHEET	