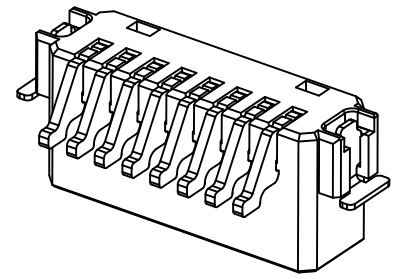
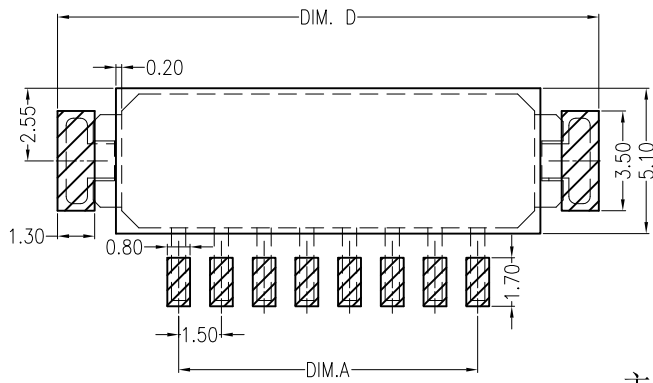
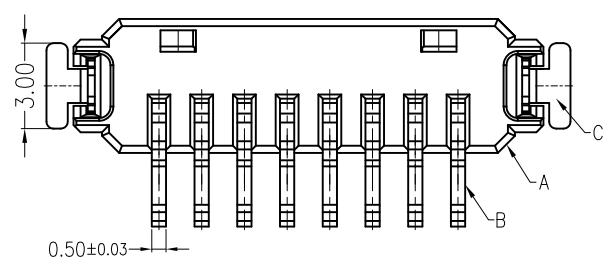
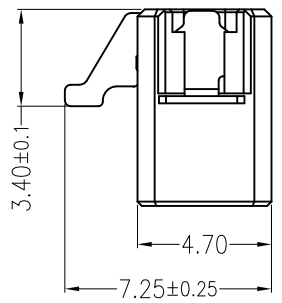
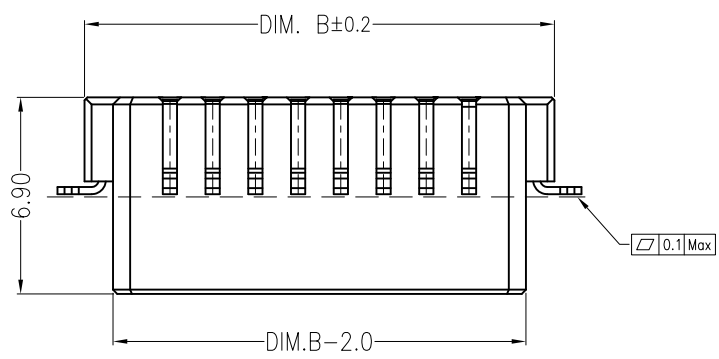


REV	ECN No.	DESCRIPTION	DESIGN	DATE
A0		Release	吴丹平	2016.05.13



Board Layout
General Tolerance: ±0.05



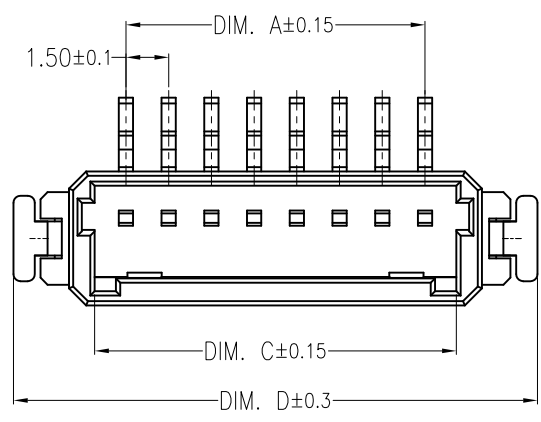
主要技术参数 Main Specifications

- 线数 (Poles): 02 to 08
- 接触电阻 (Contact resistance): ≤20mΩ
- 绝缘电阻 (Insulation resistance): ≥500MΩ
- 额定电压 (Rated voltage): 50V AC DC
- 额定电流 (Rated current): 1.5A AC DC
- 耐电压 (Withstand Voltage): 500V AC/minute
- 温度范围 (Temperature Range): -40℃ ~ +120℃

ORDER INFORMATION:

L044AFV--F2MB-***

PART No. _____	PACKAGING: _____
No. FOR CIRCUITS: _____	R=REEL
**	P=PE
PLASTIC MATERIAL: _____	PLATING: _____
F2M=LCP (BEIGE)	B=MATTE Sn



Circuits	Dimensions (mm)			
	DIM. A	DIM. B	DIM. C	DIM. D
02	1.50	7.50	3.70	9.40
03	3.00	9.00	5.20	10.90
04	4.50	10.50	6.70	12.40
05	6.00	12.00	8.20	13.90
06	7.50	13.50	9.70	15.40
07	9.00	15.00	11.20	16.90
08	10.50	16.50	12.70	18.40

C	SOLDER TAB	2 PCS	Brass	MATTE Sn-plated
B	CONTACT	1~8 PCS	Brass	MATTE Sn-plated
A	HOUSING	1 PCS	LCP	UL 94V-0, COLOR:BEIGE
ITEM	COMPONENT	Q'TY	MATERIAL	FINISH



USE: CUSTOMER
APPD: 邵敬和
CHKD: 田峰
DR: 蒋建银

UNITS: mm

TITLE: 1.5Pitch 180°wafer smt type
PART NO.: L044AFV-**-F2MB-*DWG NO.: GCCP-0072
SCALE: 1 : 1
SHEET: 1 / 1