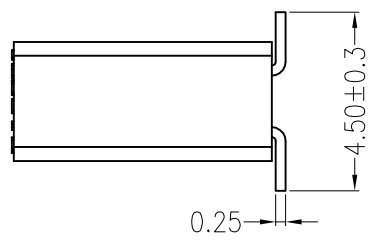
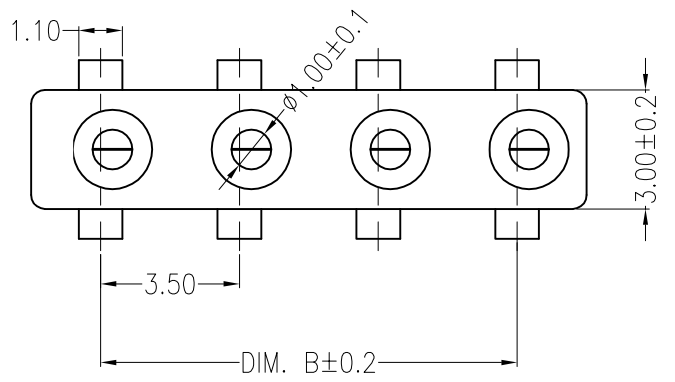
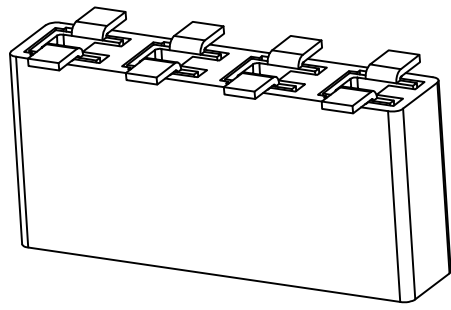
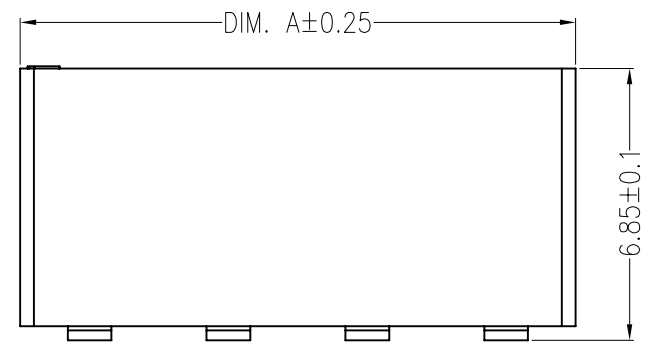


REV	ECN No.	DESCRIPTION	DESIGN	DATE
A0		Release	吴丹平	2017.05.15

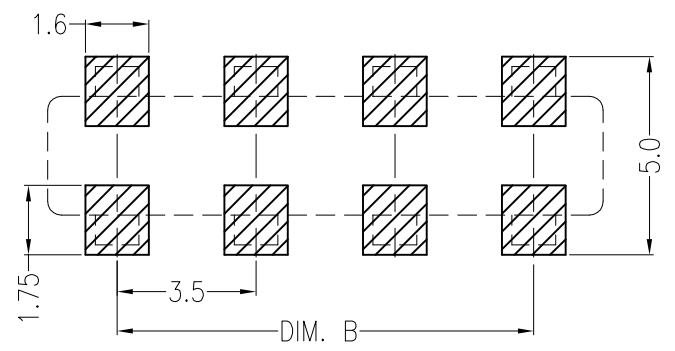
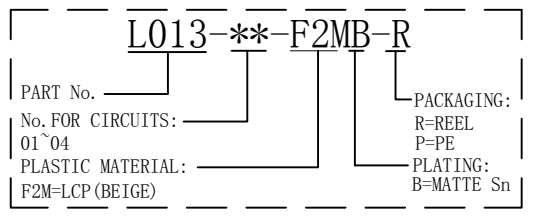


Circuit	Dimensions (mm)	
	DIM. A	DIM. B
L013-01	3.50	
L013-02	7.00	3.50
L013-03	10.50	7.50
L013-04	14.00	10.50



### 主要技术参数 Main Specifications

线数 (Poles): 01 to 04P  
 额定电阻 (Contact resistance):  $\leq 20m\Omega$   
 绝缘电阻 (Insulation resistance):  $\geq 800M\Omega$   
 额定电压 (Rated voltage): 250 V AC DC  
 额定电流 (Rated current): 1.0A AC DC  
 耐电压 (Withstand Voltage): 1000V AC/minute  
 温度范围 (Temperature Range):  $-25^{\circ}C \sim +105^{\circ}C$   
 ORDER INFORMATION:



Board Layout

C				
B	CONTACT	1~4 PCS	PhosphorBronze	MATTE Sn-plated
A	PEDESTAL	1 PCS	LCP	UL 94V-0, COLOR:BEIGE
ITEM	COMPONENT	Q'TY	MATERIAL	FINISH
<b>广东科斯达电子科技有限公司</b> GUANG DONG KE SI DA ELECTRONIC TECHNOLOGY CO., LTD.		TITLE: L013-**-1R		3.5mmPITCH 180°WAFER SMT TYPE
X.±0.5	X.±5'	USE:	PART NO.:	
.X±0.3	.X±2'	CUSTOMER	L013-**-F2MB-R	
.XX±0.25	.XX±1'	APPD: 邵敬和	DWG NO.:	
--	--	CHKD: 田峰	GCCP-0026	
	UNITS: mm	DR: 吴丹平	SCALE 1 : 1	SHEET 1 / 1